

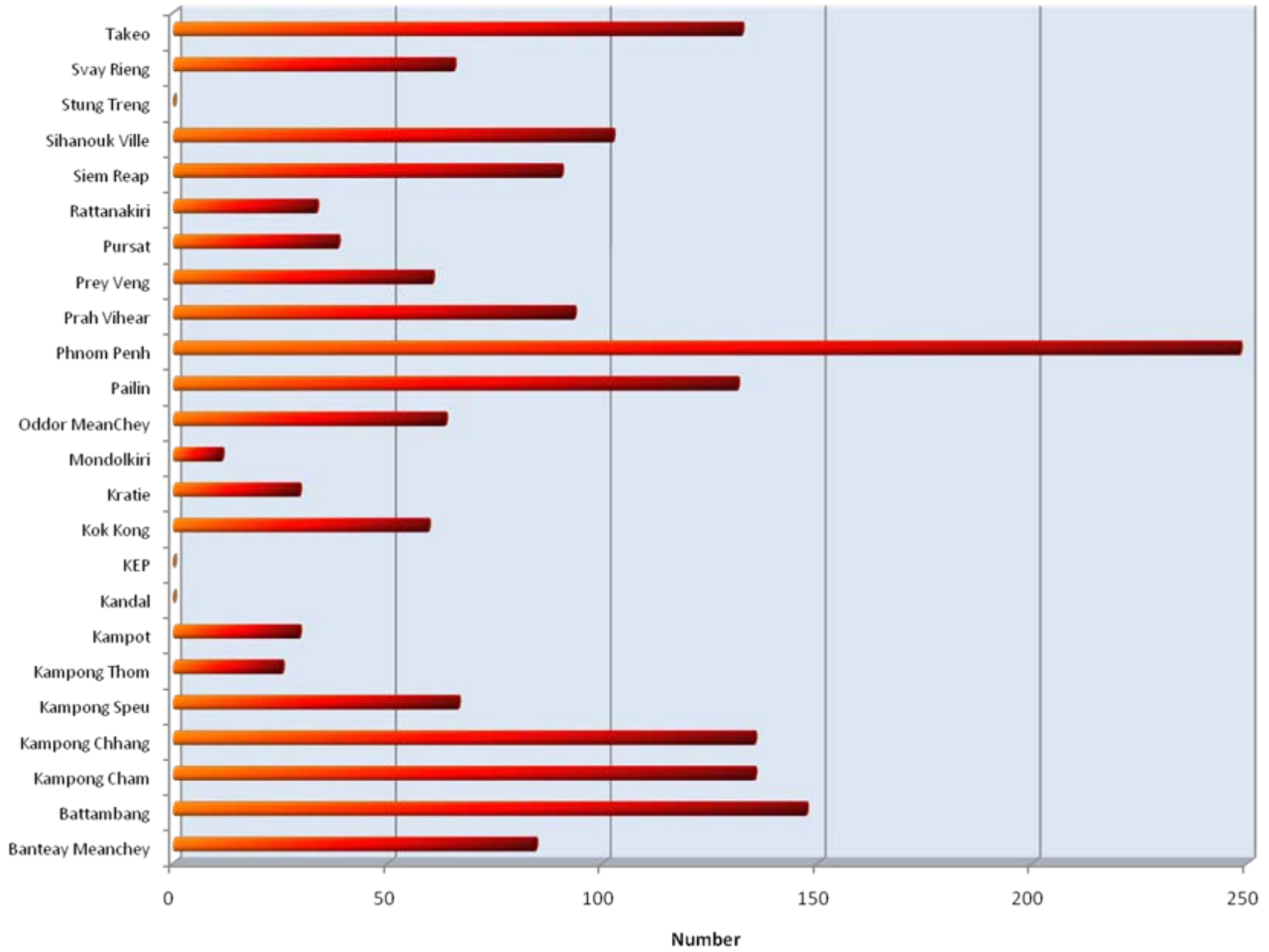
DATA OF ENTERTAINMENT ESTABLISHMENTS/WORKERS IN CAMBODIA (Q1/2009)

No.	Provinces-Cities	Brothel-Based (A)		Non Brothel-Based (by category)										Total NBB/prov. B=(a+b+c+d+e)		Total EWs per Province (A+B)		NGOs/ Partner	Donor	Funding Sources
				Promotion Girls (a)		Karaoke (b)		Massage par. (c)		Freelance (d)		Restaurants/Bars/Beer Gardens (e)				Places	Workers			
		Place	Workers	Place	Worker	Place	Worker	Place	Worker	Place	Worker	Place	Worker							
1	Banteay Meanchey	15	84	3	29	38	760	13	71	13	76	44	439	111	1,375	126	1,459	PFD	FHI	USAID
2	Battambang	22	147	4	95	51	939	4	34	10	127	78	615	147	1,810	169	1,957	CWPD, MHSS	FHI, KHANA	
3	Kampong Cham	33	135	2	22	46	490	1	93	0	0	10	105	59	710	92	845	PSAD	FHI	USAID
4	Kampong Chhang	16	135	2	43	9	99	2	8	14	46	6	35	33	231	49	366	CWPD	FHI	USAID
5	Kampong Speu	22	66	2	7	23	165	0	0	0	0	0	0	25	172	47	238	CWPD, NAPA	FHI	USAID
6	Kampong Thom	9	25	3	25	33	237	0	0	10	66	16	125	62	453	71	478	CWPD, MODE	PSI, KHANA	
7	Kampot	8	29	8	54	12	54	1	1	0	0	34	0	55	109	63	138	None		
8	Kandal	0	0	0	0	10	321	0	0	0	0	76	158	86	479	86	479	CWPD	FHI	USAID
9	KEP			0	0	1	8	1	4	0	0	0	0	2	12	2	12	None		
10	Kok Kong	8	59	2	5	31	168	0	0	0	0	5	86	38	259	46	318	AFESIP, CARE		
11	Kratie	10	29	2	17	16	119	0	0	0	0	0	0	18	136	28	165	None		
12	Mondolkiri	6	11	0	0	11	102	2	5	0	0	1	6	14	113	20	124	RHAC	RHAC	GFATM
13	Oddor MeanChey	13	63	0	0	18	133	0	0	0	0	11	50	29	183	42	246	None		
14	Pailin	13	131	0	0	5	30	3	14	0	0	8	155	16	199	29	330	CWPD	FHI	USAID
15	Phnom Penh	36	248	13	6,045	128	5,063	211	2,424	53	799	306	6,659	711	20,990	747	21,238	CWPD, KWCD, RHAC, PSF, CARAM, WOMEN KHEMAR, A, MEC, SIT, USG.	FHI, KHANA, RHAC, PSF, PSI	GFATM
16	Prah Vihear	36	93	5	18	52	58	3	6	20	29	51	41	131	152	167	245	None		
17	Prey Veng	15	60	0	0	40	172	0	0	0	0	0	0	40	172	55	232	CCASVA	KHANA	GFATM
18	Pursat	8	38	3	28	7	57	2	11	18	44	15	58	45	198	53	236	PFD	FHI	USAID
19	Rattanakiri	8	33	0	0	15	129	2	15	0	0	3	20	20	164	28	197	None		
20	Siem Reap	15	90	8	297	51	1,541	9	463	0	0	23	637	91	2,938	106	3,028	CWPD, MHC, RHAC, AFESIP	FHI, KHANA, RHAC, AFESIP	USAID, GF, Spain
21	Sihanouk Ville	26	102	3	45	59	734	2	57	1	40	16	253	81	1,129	107	1,231	RHAC/CUD/ KWCD	RHAC/PACT/ KHANA	
22	Stung Treng	0	0	2	9	22	80	0	0	0	0	0	0	24	89	24	89	None		
23	Svay Rieng	15	65	0	0	21	127	0	0	0	0	0	0	21	127	36	192	RHAC	RHAC	GFATM
24	Takeo	35	132	2	0	38	166	1	1	0	0	10	51	51	218	86	350	KWCD	PACT	USAID
Total Brothel-based:		369	1,775	64	6,739	737	11,752	257	3,207	139	1,227	713	9,493			2,279	34,193	:Total EWs IN CAMBODIA		
Total Non-Brothel-based:														1,910	32,418					

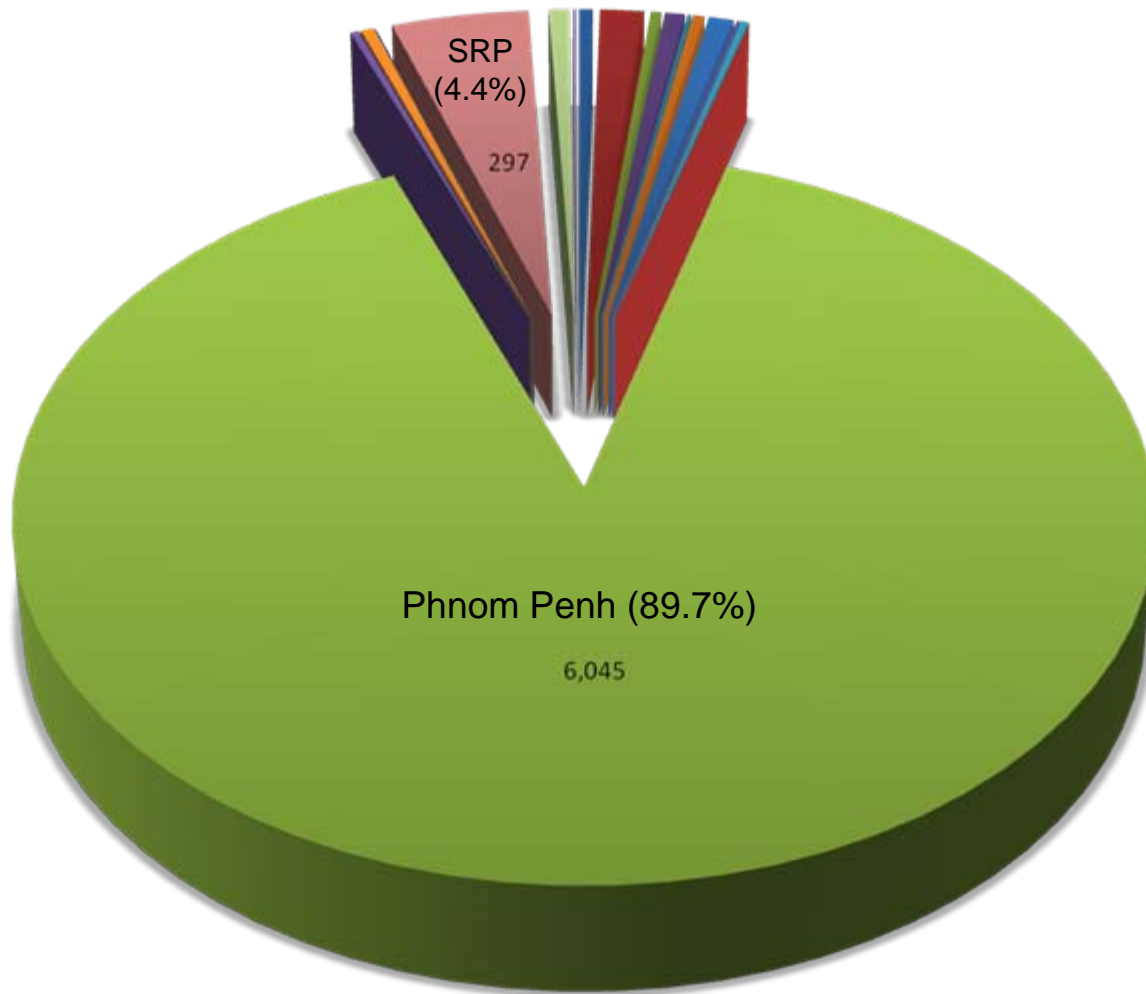
Data of Entertainment Workers in Cambodia, Q1/2009

No.	Provinces-Cities	Brothel-Based (A)		Non Brothel-Based (by category)										Total NBB/prov. B=(a+b+c+d+e)		Total EWs per Province (A+B)		NGOs/ Partner	Donor	Funding Sources		
				Promotion Girls (a)		Karaoke (b)		Massage par. (c)		Freelance (d)		Restaurants/Bars/Beer Gardens (e)										
		Place	Workers	Place	Worker	Place	Worker	Place	Worker	Place	Worker	Place	Worker	Places	Workers	Places	Workers					
1	Banteay Meanchey	15	84	3	29	38	760	13	71	13	76	44	439	111	1,375	126	1,459	PFD	FHI	USAID		
2	Battambang	22	147	4	95	51	939	4	34	10	127	78	615	147	1,810	169	1,957	CWPD, MHSS	FHI, KHANA			
3	Kampong Cham	33	135	2	22	46	490	1	93	0	0	10	105	59	710	92	845	PSAD	FHI	USAID		
4	Kampong Chhang	16	135	2	43	9	99	2	8	14	46	6	35	33	231	49	366	CWPD	FHI	USAID		
5	Kampong Speu	22	66	2	7	23	165	0	0	0	0	0	0	25	172	47	238	CWPD, NAPA	FHI	USAID		
6	Kampong Thom	9	25	3	25	33	237	0	0	10	66	16	125	62	453	71	478	CWPD, MODE	PSI, KHANA			
7	Kampot	8	29	8	54	12	54	1	1	0	0	34	0	55	109	63	138	None				
8	Kandal	0	0	0	0	10	321	0	0	0	0	76	158	86	479	86	479	CWPD	FHI	USAID		
9	KEP			0	0	1	8	1	4	0	0	0	0	2	12	2	12	None				
10	Kok Kong	8	59	2	5	31	168	0	0	0	0	5	86	38	259	46	318	AFESIP, CARE				
11	Kratie	10	29	2	17	16	119	0	0	0	0	0	0	18	136	28	165	None				
12	Mondolkiri	6	11	0	0	11	102	2	5	0	0	1	6	14	113	20	124	RHAC	RHAC	GFATM		
13	Oddor MeanChey	13	63	0	0	18	133	0	0	0	0	11	50	29	183	42	246	None				
14	Pailin	13	131	0	0	5	30	3	14	0	0	8	155	16	199	29	330	CWPD	FHI	USAID		
15	Phnom Penh	36	248	13	6,045	128	5,063	211	2,424	53	799	306	6,659	711	20,990	747	21,238	CWPD, KWCD, RHAC, PSF, CARAM, WOMEN, KHEMAR, MEC, SIT, USG.	FHI, KHANA, RHAC, PSF, PSI	GFATM		
16	Prah Vihear	36	93	5	18	52	58	3	6	20	29	51	41	131	152	167	245	None				
17	Prey Veng	15	60	0	0	40	172	0	0	0	0	0	0	40	172	55	232	CCASVA	KHANA	GFATM		
18	Pursat	8	38	3	28	7	57	2	11	18	44	15	58	45	198	53	236	PFD	FHI	USAID		
19	Rattanakiri	8	33	0	0	15	129	2	15	0	0	3	20	20	164	28	197	None				
20	Siem Reap	15	90	8	297	51	1,541	9	463	0	0	23	637	91	2,938	106	3,028	CWPD, MHC, RHAC, AFESIP	FHI, KHANA, RHAC, AFESIP	USAID, GF, Spain		
21	Sihanouk Ville	26	102	3	45	59	734	2	57	1	40	16	253	81	1,129	107	1,231	RHAC/CUD/ KWCD	RHAC/PACT/ KHANA			
22	Stung Treng	0	0	2	9	22	80	0	0	0	0	0	0	24	89	24	89	None				
23	Svay Rieng	15	65	0	0	21	127	0	0	0	0	0	0	21	127	36	192	RHAC	RHAC	GFATM		
24	Takeo	35	132	2	0	38	166	1	1	0	0	10	51	51	218	86	350	KWCD	PACT	USAID		
Total Brothel-based:		369	1,775	64	6,739	737	11,752	257	3,207	139	1,227	713	9,493									
Total Non-Brothel-based:														1,910	32,418	2,279	34,193	Total EWs IN CAMBODIA				

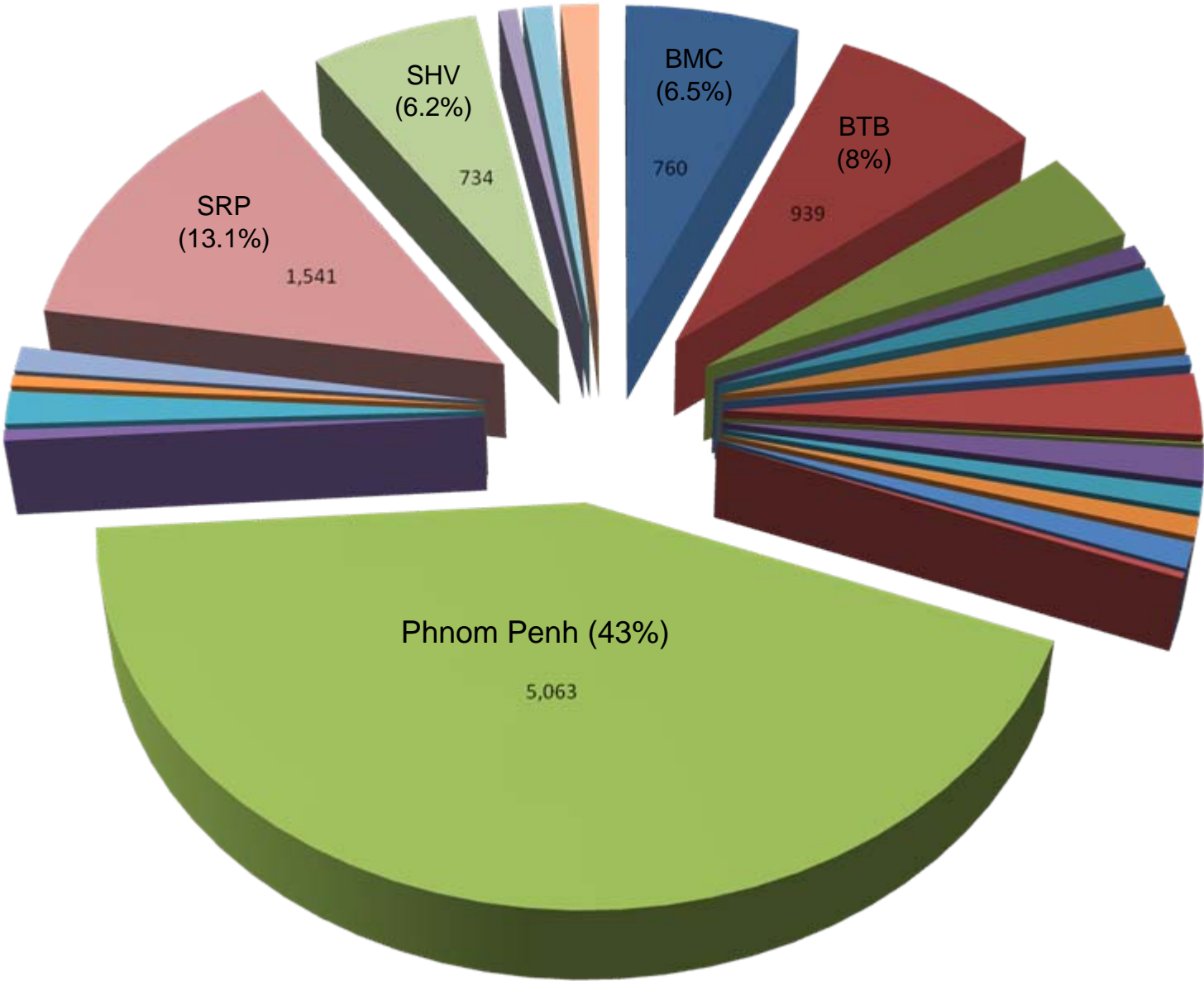
Number of Brothel-based Worker by Province, Cambodia Q1/2009 (N= 1,775)



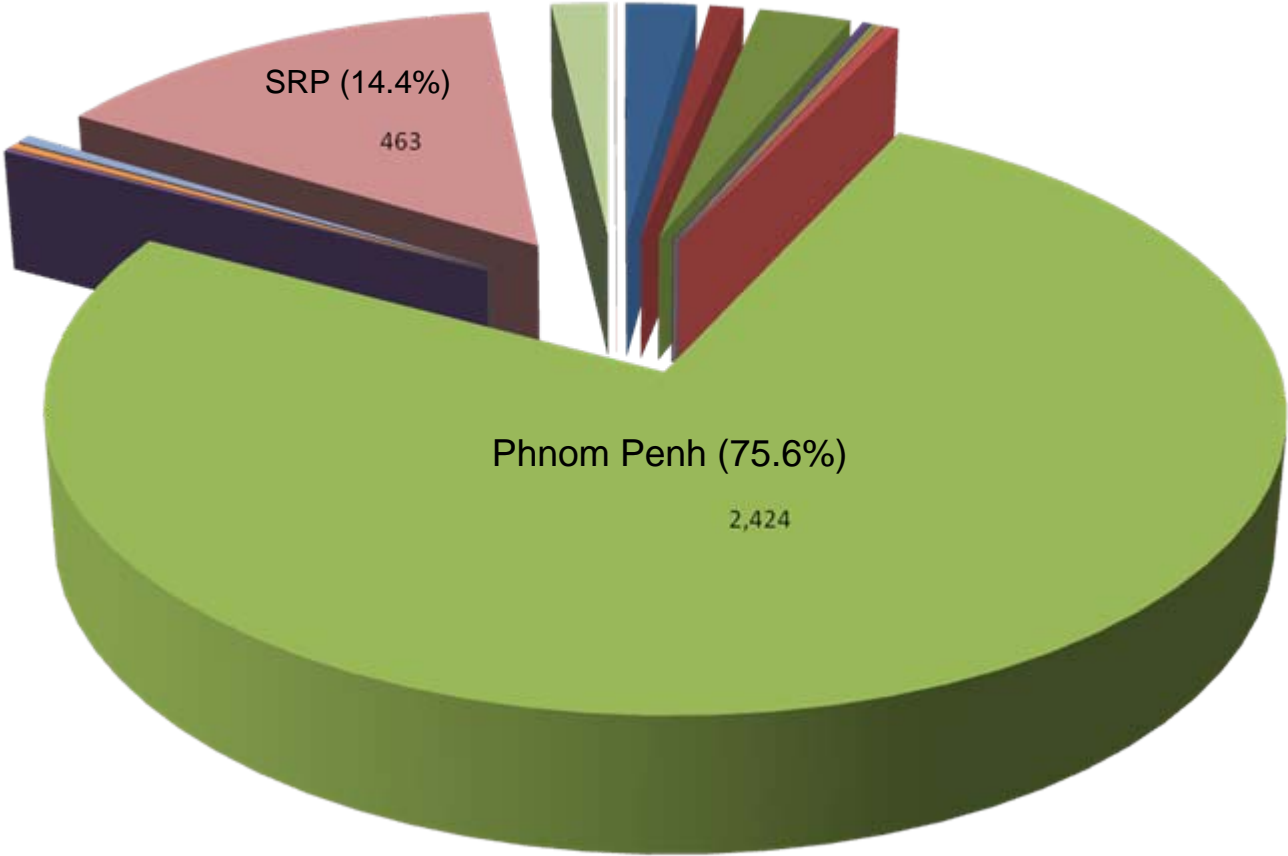
Number of Beer Promotion Workers by Province, Cambodia:
Q1/2009 (N= 6,739)



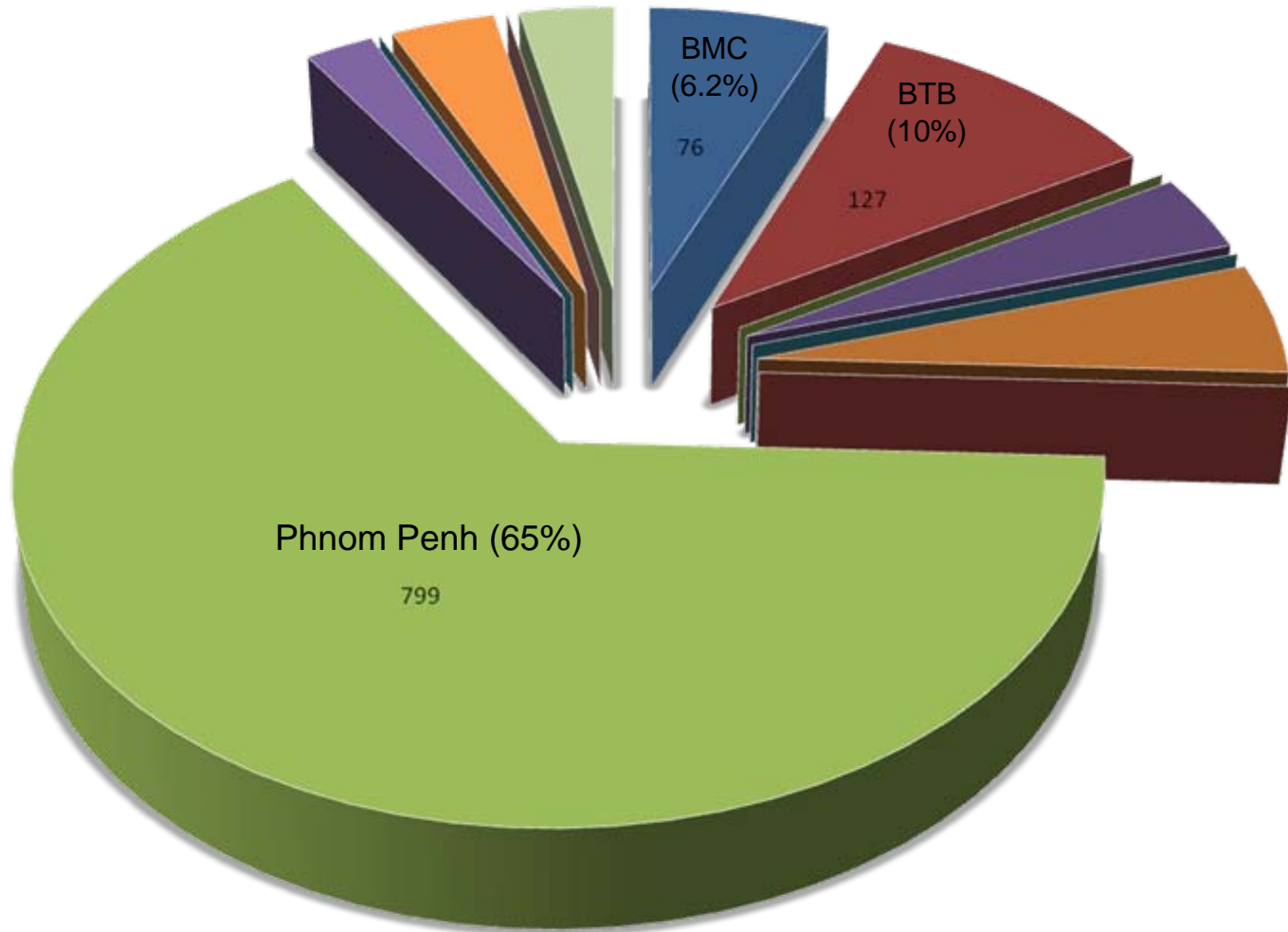
Number of Karaoke Girls by Province, Cambodia
Q1/2009 (N= 11,752)



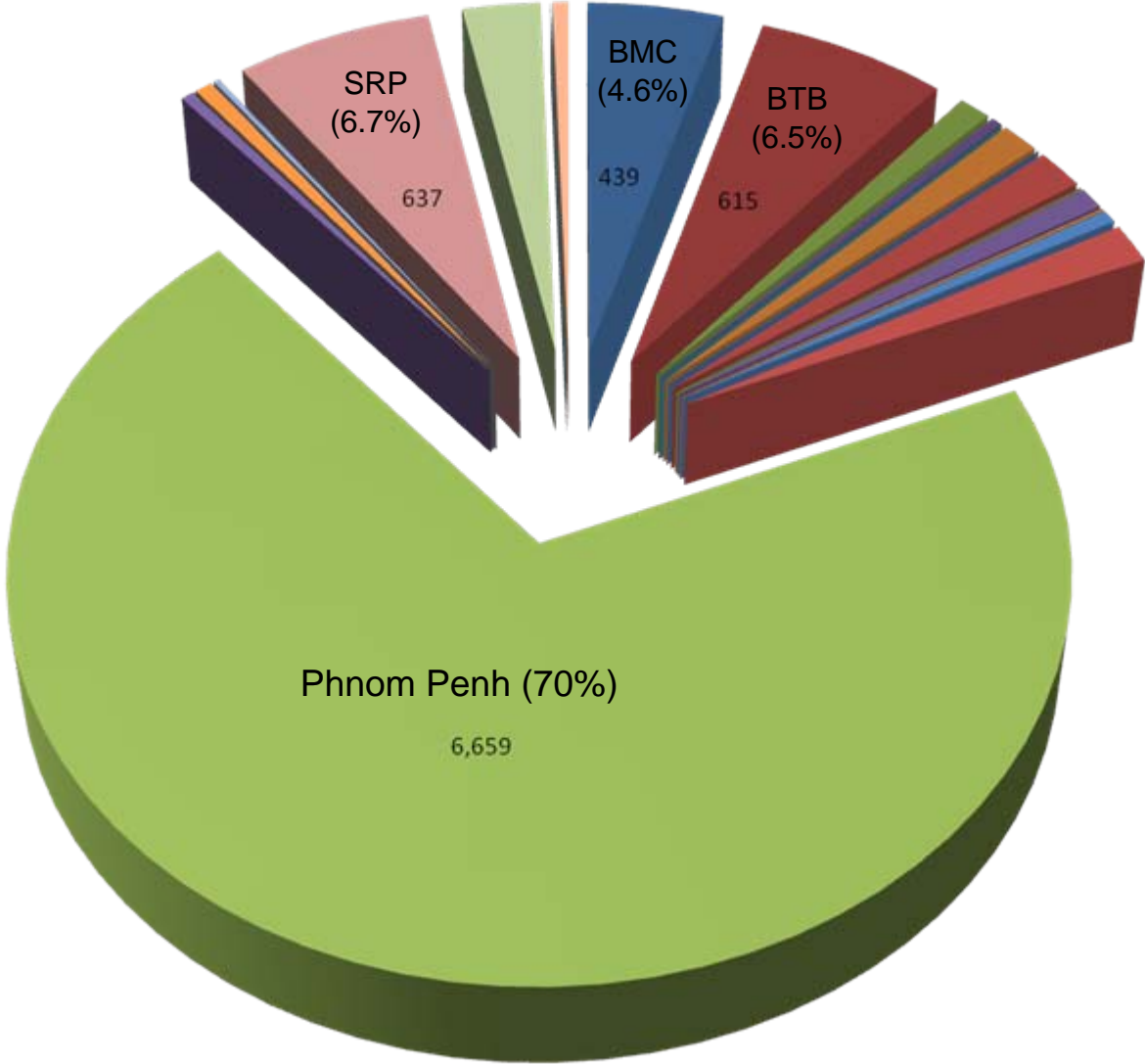
Number of Massage Girls by Province, Cambodia
Q1/2009 (N= 3,207)



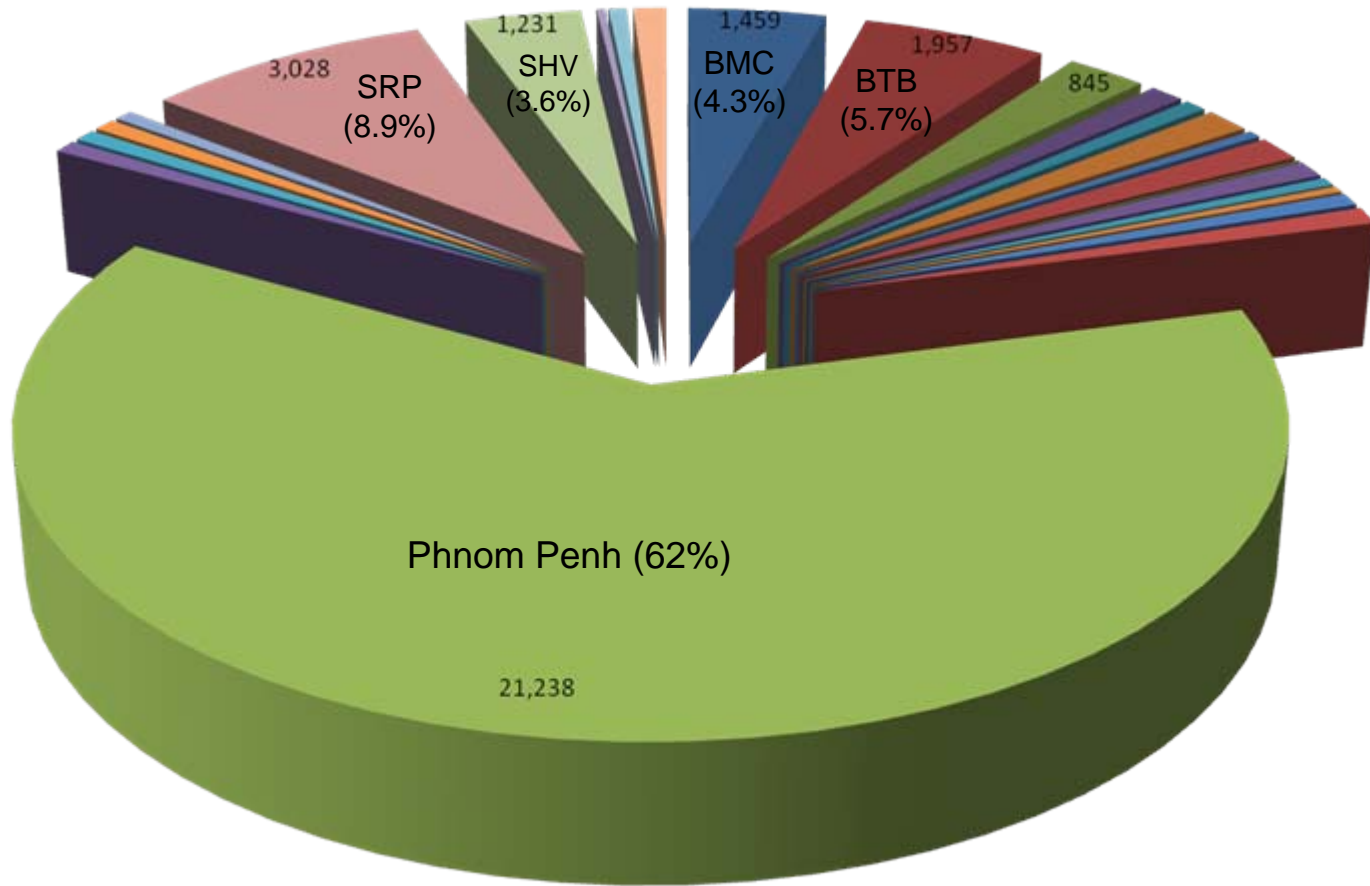
Number of Freelance Workers by Province, Cambodia
Q1/2009 (N= 1,227)



Number of Restaurant/Bar/Beer Garden Girls by Province, Cambodia:
Q1/2009 (N= 9,493)

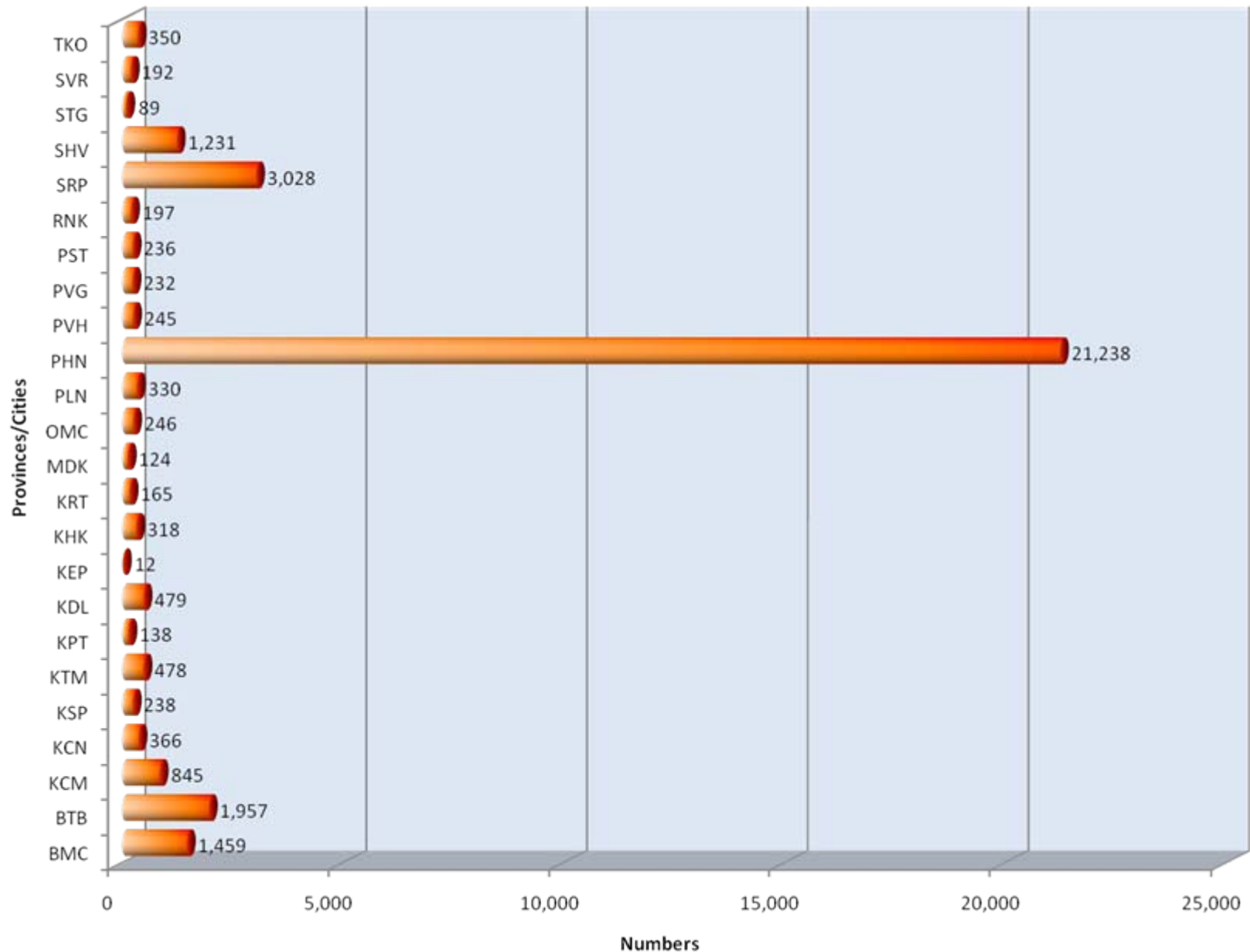


Number of Entertainment Workers by Province, Cambodia Q1/2009 (N= 34,193)



- | | | | | | |
|--------------------|--------------|------------------|------------------|----------------|----------------|
| ■ Banteay Meanchey | ■ Battambang | ■ Kampong Cham | ■ Kampong Chhang | ■ Kampong Speu | ■ Kampong Thom |
| ■ Kampot | ■ Kandal | ■ KEP | ■ Kok Kong | ■ Kratie | ■ Mondolkiri |
| ■ Oddor MeanChey | ■ Pailin | ■ Phnom Penh | ■ Prah Vihear | ■ Prey Veng | ■ Pursat |
| ■ Rattanakiri | ■ Siem Reap | ■ Sihanouk Ville | ■ Stung Treng | ■ Svay Rieng | ■ Takeo |

Number of Entertainment Workers by Province, Cambodia Q1/2009 (N= 34,193)



Distribution Number of Entertainment Workers by Types, Cambodia Q1/2009 (N= 34,193)

