

National Center For HIV/AIDS, Dermatology and STD
Home Base Care and Communities Report
Report for Quarter 4 - 2012



*** General Information**

Number of Cities/Provinces: 19 / 24

Number of Operational Districts: 71 / 77

Number of Coverages Health Centers: 837 / 1021

Number of Teams: 337

I- People Living with HIV/AIDS Information

No.	Name of Cities - Provinces	Number of People Living with HIV/AIDS (PLHIV)											
		Number of PLHA Registered in Pre-ART (OI)						Number of PLHA Registered in ART					
		Number of PLHIV in Previous Quarter	Number of New PLHIV Identified in Quarter	Number of PLHIV Moved Out and Lost in Quarter	PLHIV Died in Quarter	Number of PLHIV Started ART in Quarter	Active Patients in Quarter	Number of PLHIV in Previous Quarter	Number of New PLHIV Identified in Quarter	Number of New PLHIV Started ART in Quarter	Number of PLHIV Moved Out in Quarter	PLHIV Died in Quarter	Active PLHIV in Quarter
1	Kampot	123	11	5	1	19	109	1,126	2	19	3	0	1,144
2	Kandal	952	28	2	0	4	974	1821	12	4	4	2	1,831
3	Koh Kong	38	8	1	0	7	38	489	11	7	5	2	500
4	Prey Veng	559	20	12	3	33	531	1,880	10	33	21	3	1,899
5	Siem Reap	207	43	27	2	31	190	2,311	27	31	121	10	2,238
6	Sihanouk Ville	101	8	3	0	3	103	787	12	3	14	3	785
7	Svay Rieng	249	8	12	5	8	232	1,273	5	8	56	5	1,225
8	Takeo	193	13	6	1	20	179	1,612	3	20	10	7	1,618
9	Pursat	551	20	4	1	5	561	911	7	5	7	2	914
10	Battam Bang	264	28	30	0	12	250	2,562	30	12	193	8	2,403
11	Banteay Meanchey	195	17	12	0	5	195	1,620	12	5	9	2	1,626
12	Kampong Speu	210	1	2	1	1	207	526	1	1	1	1	526
13	Kampong Thom	261	16	34	13	22	208	597	16	22	18	6	611
14	Kampong Cham	470	3	43	0	10	420	2,124	25	10	56	1	2,102
15	Phnom Penh	1,044	42	9	6	61	1,010	2,836	18	60	8	6	2,900
16	Oddor Meanchey	66	4	1	0	5	64	292	0	5	0	0	297
17	Kampong Chhnang	197	8	15	1	30	159	678	8	30	36	9	671
18	Preah Vihear	0					0	0					0
19	Pailin	42	2	1	0	1	42	283	1	1	3	0	282
20	Kratie	31	2	0	1	4	28	209	0	4	3	1	209
Total		5,753	282	219	35	281	5,500	23,937	200	280	568	68	23,781

II- People Living with HIV/AIDS Registered in Home Base Care, Diagnosed and Received TB Treatment Information

No.	Name of Cities - Provinces	People Living with HIV/AIDS registered diagnosed and received TB Treatment					
		Number of PLHIV Registered Diagnosed and Received TB Treatment at The End of Previous Quarter	Number of PLHIV Registered Diagnosed and Start Treatment TB in Quarter	Number of PLHIV Registered and Completed TB Treatment in Quarter	Number of PLHIV Registered Diagnosed and Received TB Treatment Moved Out or Lost in Quarter	Number of PLHIV Registered Diagnosed and Received TB Died in Quarter	Number of Active PLHIV Diagnosed and Received TB Treatment at The End of Quarter
1	Kampot	8	9	4	0	0	13
2	Kandal	76	3	2	0	1	76
3	Koh Kong	0	0	0	0	0	0
4	Prey Veng	56	12	10	4	0	54
5	Siem Reap	37	11	10	1	0	37
6	Sihanouk Ville	4	1	0	0	0	5
7	Svay Rieng	35	0	3	0	0	32
8	Takeo	9	2	6	0	0	5
9	Pursat	13	4	5	0	0	12
10	Battam Bang	32	5	1	15	0	21
11	Banteay Meanchey	8	7	4	3	0	8
12	Kampong Speu	13	1	1	0	0	13
13	Kampong Thom	11	1	4	0	0	8
14	Kampong Cham	13	0	3	0	0	10
15	Phnom Penh	41	9	10	0	25	15
16	Oddor Meanchey	26	3	1	0	0	28
17	Kampong Chhnang	5	0	5	0	0	0
18	Preah Vihear	0					0
19	Pailin	4	0	1	0	0	3
20	Kratie	5	1	2	0	0	4
Total		396	69	72	23	26	344

III-Referral Information

No.	Name of Cities - Provinces	Number of HIV+ Pregnant Women Referred to PMTCT Services		Number of PLHIV Referred to Screen TB		Number of Clients Referred to STD Clinic		Number of PLHIV Referred to OI/ART Services					
		ANC	Delivery	Total	TB+	Total	PLHIV	Pregnant Woment	TB Patients	STI Patients	Children ^o	Other	Total
1	Kampot	4	0	44	6	1	0	3	3	0	138	1180	1,324
2	Kandal	1	2	57	1	49	42	2	3	0	186	801	992
3	Koh Kong	1	1	0	0	0	0	0	0	0	0	2	2
4	Prey Veng	11	8	56	5	25	13	11	22	15	172	1,838	2,058
5	Siem Reap	21	9	172	14	85	92	12	35	341	236	1365	1,989
6	Sihanouk Ville	6	1	4	1	0	0	0	1	0	18	1103	1,122
7	Svay Rieng	25	2	44	5	36	33	4	9	4	124	530	671
8	Takeo	4	1	119	1	150	69	4	2	0	248	1509	1,763
9	Pursat	7	3	8	1	27	28	4	8	1	93	887	993
10	Battam Bang	20	12	648	3	196	22	12	14	111	379	2122	2,638
11	Banteay Meanchey	13	9	265	3	28	12	7	10	13	136	910	1,076
12	Kampong Speu	2	0	6	0	1	1	0	9	1	50	329	389
13	Kampong Thom	0	6	7	2	0	0	3	8	1	244	432	688
14	Kampong Cham	5	4	7	0	4	3	4	1	3	224	752	984
15	Phnom Penh	39	7	41	95	57	33	45	28	37	42	83	235
16	Oddor Meanchey	1	0	5	1	51	2	3	1	2	24	281	311
17	Kampong Chhnang	12	9	15	0	2	2	4	0	0	40	526	570
18	Preah Vihear												0
19	Pailin	6	1	76	0	0	0	6	5	7	32	272	322
20	Kratie	0	3	0	0	0	0	0	1	0	31	114	146
Total		178	78	1,574	138	712	352	124	160	536	2,417	15,036	18,273

No.	Name of Cities - Provinces	Number of Clients Referred to VCCT Service									
		Pregnant Women		TB Patients		STI Patients		Children ^o		Other	
		Total	HIV +	Total	HIV +	Total	HIV +	Total	HIV +	Total	HIV +
1	Kampot	377	0	5	3	21	0	44	0	66	3
2	Kandal	238	1	2	1	0	106	102	34	506	22
3	Koh Kong	2	2	0	0	0	0	0	0	0	0
4	Prey Veng	927	0	76	0	98	0	114	0	821	9
5	Siem Reap	1010	1	90	0	16	2	27	1	1190	19
6	Sihanouk Ville	19	0	0	0	0	0	4	0	6	0
7	Svay Rieng	74	0	28	0	14	0	68	0	29	0
8	Takeo	269	0	40	0	0	0	0	0	94	2
9	Pursat	77	0	29	0	0	0	14	0	41	0
10	Battam Bang	1564	4	65	1	14	0	9	1	842	8
11	Banteay Meanchey	1014	0	67	0	136	3	52	1	1235	10
12	Kampong Speu	0	0	0	0	1	1	8	0	0	0
13	Kampong Thom	254	0	4	0	5	0	2	0	102	0
14	Kampong Cham	260	5	18	0	1	0	93	0	176	4
15	Phnom Penh	50	9	82	7	121	8	55	0	103	24
16	Oddor Meanchey	55	0	1	0	11	3	17	0	201	0
17	Kampong Chhnang	0	0	0	0	0	0	8	0	268	0
18	Preah Vihear										
19	Pailin	25	1	26	0	0	0	0	0	24	0
20	Kratie	0	0	0	0	0	0	1	0	0	0
Total		6,215	23	533	12	438	123	618	37	5,704	101

IV- Children Affected by AIDS/Children Infected by AIDS Information

No.	Name of Cities - Provinces	Children Affected by AIDS (CAA)				
		Number of CAA in Previous Quarter	Number of New CAA Identified in Quarter	Number of CAA Moved Out in Quarter	Number of CAA Died in Quarter	Number of Active CAA in Quarter
1	Kampot	1,227	50	81	0	1,196
2	Kandal	2,832	8	2	0	2,838
3	Koh Kong	671	7	0	0	678
4	Prey Veng	3,205	21	55	2	3,169
5	Siem Reap	3,399	72	83	0	3,388
6	Sihanouk Ville	633	11	14	0	630
7	Svay Rieng	1,449	3	161	0	1,291
8	Takeo	2,501	24	24	0	2,501
9	Pursat	1,785	19	17	0	1,787
10	Battam Bang	3,910	4	273	0	3,641
11	Banteay Meanchey	1,673	14	75	0	1,612
12	Kampong Speu	840	3	0	0	843
13	Kampong Thom	1,306	48	66	1	1,287
14	Kampong Cham	2,128	29	11	0	2,146
15	Phnom Penh	3,973	43	39	7	3,970
16	Oddor Meanchey	363	2	0	0	365
17	Kampong Chhnang	1,294	34	39	1	1,288
18	Preah Vihear	0				0
19	Pailin	404	0	2	0	402
20	Kratie	265	1	0	0	266
Total		33,858	393	942	11	33,298

Children Infected by AIDS (CIA)											
Number of CIA Registered Pre-ART (OI)						Number of CIA Registered ART					
Number of CIA in Previous Quarter	Number of New CIA Identified in Quarter	Number of CIA Moved Out in Quarter	Number of CIA Died in Quarter	Number of CIA Start ART in Quarter	Number of Active CIA in Quarter	Number of CIA in Previous Quarter	Number of New CIA Identified in Quarter	Number of New CIA Started ART in Quarter	Number of CIA Moved Out in Quarter	Number of CIA Died in Quarter	Number of Active CIA in Quarter
37	0	1	0	6	30	154	0	6	0	0	160
121	1	2	0	1	119	281	0	1	6	1	275
15	0	0	0	3	12	52	1	3	3	0	53
91	11	2	0	4	96	173	12	4	1	0	188
35	1	0	0	1	35	282	1	1	13	0	271
45	4	0	0	0	49	55	0	0	1	2	52
31	3	0	1	5	28	110	5	1	8	0	108
61	2	2	0	0	61	200	2	0	0	0	202
55	8	0	0	0	63	82	3	0	2	0	83
73	3	5	0	0	71	331	2	0	23	1	309
122	2	34	0	1	89	169	6	1	1	0	175
34	0	0	0	0	34	61	0	0	0	0	61
36	7	3	0	1	39	73	2	1	4	1	71
55	5	1	0	0	59	233	8	0	3	1	237
131	16	8	0	8	131	349	8	9	7	0	359
4	0	0	0	2	2	35	0	2	2	0	35
16	2	1	0	0	17	54	2	0	3	1	52
0					0	0					0
8	1	0	0	0	9	23	0	0	0	0	23
5	0	0	0	0	5	24	0	0	0	0	24
975	66	59	1	32	949	2,741	52	29	77	7	2,738


No.	Name of Cities - Provinces	Number of CIA Registered and Received TB Treatment					Number of Active CIA Registered Diagnosed and Received TB Treatment at The End of Quarter
		Number of CIA Registered Diagnosed and Received TB Treatment at The End of Previous Quarter	Number of CIA Registered Diagnosed and Start Treatment TB in Quarter	Number of CIA Registered Diagnosed TB and Completed TB Treatment in Quarter	Number of CIA Registered Diagnosed and Received TB Treatment Moved Out in Quarter	Number of CIA Registered Diagnosed and Received TB Died in Quarter	
1	Kampot	2	1	1	0	0	2
2	Kandal	9	0	0	0	0	9
3	Koh Kong	0	0	0	0	0	0
4	Prey Veng	1	1	1	0	0	1
5	Siem Reap	1	2	0	1	0	2
6	Sihanouk Ville	0	0	0	0	0	0
7	Svay Rieng	1	0	0	0	0	1
8	Takeo	1	0	0	0	0	1
9	Pursat	0	0	0	0	0	0
10	Battam Bang	2	2	0	1	0	3
11	Banteay Meanchey	1	1	0	0	0	2
12	Kampong Speu	3	0	0	0	0	3
13	Kampong Thom	2	0	0	0	0	2
14	Kampong Cham	1	0	0	0	0	1
15	Phnom Penh	4	4	1	0	2	5
16	Oddor Meanchey	0	0	0	0	0	0
17	Kampong Chhnang	0	0	0	0	0	0
18	Preah Vihear	0					0
19	Pailin	0	1	0	0	0	1
20	Kratie	0	0	0	0	0	0
Total		28	12	3	2	2	33

Seen and Approve
Director of NCHADS




Dr. Mean Chhi Vun

Phnom Penh, 18 March 2013
Chief of Data Management Unit




Mr. Mam Sovatha

Phnom Penh, 18 March 2013
Checked By Aids Care Unit



Dr. Samreth Sovannarith

Phnom Penh, 18 March 2013
Prepared by:



Mr. Leng Chan Ratana