

National Center For HIV/AIDS, Dermatology and STD  
Home Base Care and Communities Report  
Report for Quarter 3 - 2013



**\* General Information**

Number of Cities/Provinces: 19 / 24

Number of Operational Districts: 76 / 77

Number of Coverages Health Centers: 787 / 1021

Number of Teams: 310

**I- People Living with HIV/AIDS Information**

No.	Name of Cities - Provinces	Number of People Living with HIV/AIDS (PLHIV)											
		Number of PLHA Registered in Pre-ART (OI)						Number of PLHA Registered in ART					
		Number of PLHIV in Previous Quarter	Number of New PLHIV Identified in Quarter	Number of PLHIV Moved Out and Lost in Quarter	PLHIV Died in Quarter	Number of PLHIV Started ART in Quarter	Active Patients in Quarter	Number of PLHIV in Previous Quarter	Number of New PLHIV Identified in Quarter	Number of New PLHIV Started ART in Quarter	Number of PLHIV Moved Out in Quarter	PLHIV Died in Quarter	Active PLHIV in Quarter
1	<b>Kampot</b>	<b>118</b>	28	5	1	8	<b>132</b>	<b>1347</b>	31	8	16	5	<b>1,365</b>
2	<b>Kandal</b>	<b>958</b>	2	0	1	15	<b>944</b>	<b>1824</b>	1	15	0	1	<b>1,839</b>
3	<b>Koh Kong</b>												
4	<b>Prey Veng</b>	<b>517</b>	20	10	3	42	<b>482</b>	<b>1580</b>	15	36	17	4	<b>1,610</b>
5	<b>Siem Reap</b>	<b>182</b>	31	4	1	24	<b>184</b>	<b>2277</b>	74	24	64	10	<b>2,301</b>
6	<b>Sihanouk Ville</b>	<b>96</b>	9	3	1	9	<b>92</b>	<b>801</b>	19	9	9	1	<b>819</b>
7	<b>Svay Rieng</b>	<b>50</b>	10	0	0	10	<b>50</b>	<b>491</b>	10	10	0	0	<b>511</b>
8	<b>Takeo</b>	<b>151</b>	35	6	5	27	<b>148</b>	<b>1816</b>	5	27	28	4	<b>1,816</b>
9	<b>Pursat</b>	<b>408</b>	4	248	0	1	<b>163</b>	<b>931</b>	7	1	59	1	<b>879</b>
10	<b>Battam Bang</b>	<b>206</b>	93	5	2	30	<b>262</b>	<b>2504</b>	21	30	51	4	<b>2,500</b>
11	<b>Banteay Meanchey</b>	<b>253</b>	19	32	3	29	<b>208</b>	<b>1990</b>	63	29	94	9	<b>1,979</b>
12	<b>Kampong Speu</b>	<b>112</b>	1	0	2	12	<b>99</b>	<b>473</b>	2	12	0	2	<b>485</b>
13	<b>Kampong Thom</b>	<b>117</b>	3	7	0	17	<b>96</b>	<b>587</b>	8	17	13	2	<b>597</b>
14	<b>Kampong Cham</b>	<b>113</b>	6	4	0	14	<b>101</b>	<b>1704</b>	86	14	90	7	<b>1,707</b>
15	<b>Phnom Penh</b>												
16	<b>Oddor Meanchey</b>	<b>55</b>	9	2	0	10	<b>52</b>	<b>312</b>	1	10	4	1	<b>318</b>
17	<b>Kampong Chhnang</b>	<b>185</b>	3	23	1	0	<b>164</b>	<b>764</b>	14	0	135	2	<b>641</b>
18	<b>Kep</b>	<b>2</b>	2	0	0	0	<b>4</b>	<b>128</b>	13	0	14	0	<b>127</b>
19	<b>Pailin</b>	<b>48</b>	5	0	0	5	<b>48</b>	<b>277</b>	1	5	3	0	<b>280</b>
20	<b>Kratie</b>	<b>34</b>	1	0	0	1	<b>34</b>	<b>213</b>	0	1	9	1	<b>204</b>
<b>Total</b>		<b>3,605</b>	<b>281</b>	<b>349</b>	<b>20</b>	<b>254</b>	<b>3,263</b>	<b>20,019</b>	<b>371</b>	<b>248</b>	<b>606</b>	<b>54</b>	<b>19,978</b>

**II- People Living with HIV/AIDS Registered in Home Base Care, Diagnosed and Received TB Treatment Information**

No.	Name of Cities - Provinces	People Living with HIV/AIDS registered diagnosed and received TB Treatment					
		Number of PLHIV Registered Diagnosed and Received TB Treatment at The End of Previous Quarter	Number of PLHIV Registered Diagnosed and Start Treatment TB in Quarter	Number of PLHIV Registered and Completed TB Treatment in Quarter	Number of PLHIV Registered Diagnosed and Received TB Treatment Moved Out or Lost in Quarter	Number of PLHIV Registered Diagnosed and Received TB Died in Quarter	Number of Active PLHIV Diagnosed and Received TB Treatment at The End of Quarter
1	<b>Kampot</b>	<b>12</b>	5	8	0	1	<b>8</b>
2	<b>Kandal</b>	<b>74</b>	0	1	0	0	<b>73</b>
3	<b>Koh Kong</b>						
4	<b>Prey Veng</b>	<b>25</b>	10	5	0	0	<b>30</b>
5	<b>Siem Reap</b>	<b>18</b>	8	12	0	2	<b>12</b>
6	<b>Sihanouk Ville</b>	<b>2</b>	1	2	0	0	<b>1</b>
7	<b>Svay Rieng</b>	<b>12</b>	0	0	0	0	<b>12</b>
8	<b>Takeo</b>	<b>10</b>	11	2	1	0	<b>18</b>
9	<b>Pursat</b>	<b>6</b>	4	5	0	0	<b>5</b>
10	<b>Battam Bang</b>	<b>12</b>	5	7	0	0	<b>10</b>
11	<b>Banteay Meanchey</b>	<b>23</b>	3	6	7	0	<b>13</b>
12	<b>Kampong Speu</b>	<b>10</b>	0	0	0	0	<b>10</b>
13	<b>Kampong Thom</b>	<b>7</b>	4	1	0	0	<b>10</b>
14	<b>Kampong Cham</b>	<b>29</b>	6	12	0	0	<b>23</b>
15	<b>Phnom Penh</b>						
16	<b>Oddor Meanchey</b>	<b>28</b>	4	3	0	0	<b>29</b>
17	<b>Kampong Chhnang</b>	<b>0</b>	1	0	0	0	<b>1</b>
18	<b>Kep</b>	<b>1</b>	0	0	0	0	<b>1</b>
19	<b>Pailin</b>	<b>2</b>	1	2	0	0	<b>1</b>
20	<b>Kratie</b>	<b>1</b>	3	1	0	0	<b>3</b>
<b>Total</b>		<b>272</b>	<b>66</b>	<b>67</b>	<b>8</b>	<b>3</b>	<b>260</b>

### III-Referral Information

No.	Name of Cities - Provinces	Number of HIV+ Pregnant Women Referred to PMTCT Services		Number of PLHIV Referred to Screen TB		Number of Clients Referred to STD Clinic		Number of PLHIV Referred to OI/ART Services					
		ANC	Delivery	Total	TB+	Total	PLHIV	Pregnant Women	TB Patients	STI Patients	Children <sup>a</sup>	Other	Total
1	<b>Kampot</b>	7	5	57	3	0	0	1	0	0	258	1358	<b>1,617</b>
2	<b>Kandal</b>	8	1	48	2	39	37	1	0	0	67	567	<b>635</b>
3	<b>Koh Kong</b>												<b>0</b>
4	<b>Prey Veng</b>	18	7	44	5	148	20	13	2	0	49	1299	<b>1,363</b>
5	<b>Siem Reap</b>	21	9	207	6	36	21	16	15	82	310	1597	<b>2,020</b>
6	<b>Sihanouk Ville</b>	3	1	41	1	0	0	0	0	0	30	1122	<b>1,152</b>
7	<b>Svay Rieng</b>	0	0	41	3	37	37	0	0	0	0	0	<b>0</b>
8	<b>Takeo</b>	9	3	152	6	240	166	6	15	23	553	2377	<b>2,974</b>
9	<b>Pursat</b>	9	1	23	3	66	62	19	4	2	75	730	<b>830</b>
10	<b>Battam Bang</b>	27	16	674	0	177	132	46	9	113	388	2402	<b>2,958</b>
11	<b>Banteay Meanchey</b>	40	9	571	3	202	54	108	21	19	182	1561	<b>1,891</b>
12	<b>Kampong Speu</b>	6	1	4	0	0	0	0	9	0	54	325	<b>388</b>
13	<b>Kampong Thom</b>	2	0	12	4	4	4	1	7	4	88	602	<b>702</b>
14	<b>Kampong Cham</b>	3	2	19	4	12	9	5	2	133	155	510	<b>805</b>
15	<b>Phnom Penh</b>												<b>0</b>
16	<b>Oddor Meanchey</b>	0	0	20	8	23	3	0	8	3	22	299	<b>332</b>
17	<b>Kampong Chhnang</b>	5	2	16	0	30	1	3	1	0	27	299	<b>330</b>
18	<b>Kep</b>	1	0	0	0	0	0	0	0	0	9	122	<b>131</b>
19	<b>Pailin</b>	5	1	81	0	17	70	4	1	17	29	277	<b>328</b>
20	<b>Kratie</b>	3	3	0	0	0	0	4	4	0	25	131	<b>164</b>
<b>Total</b>		<b>167</b>	<b>61</b>	<b>2,010</b>	<b>48</b>	<b>1,031</b>	<b>616</b>	<b>227</b>	<b>98</b>	<b>396</b>	<b>2,321</b>	<b>15,578</b>	<b>18,620</b>

No.	Name of Cities - Provinces	Number of Clients Referred to <b>VCCT</b> Service									
		Pregnant Women		TB Patients		STI Patients		Children <sup>o</sup>		Other	
		Total	HIV +	Total	HIV +	Total	HIV +	Total	HIV +	Total	HIV +
1	<b>Kampot</b>	928	0	0	0	0	0	35	3	179	4
2	<b>Kandal</b>	132	0	1	0	0	0	0	83	326	0
3	<b>Koh Kong</b>										
4	<b>Prey Veng</b>	241	2	15	2	36	4	30	0	539	14
5	<b>Siem Reap</b>	2968	2	222	0	43	0	22	0	1100	12
6	<b>Sihanouk Ville</b>	18	0	0	0	0	0	33	0	50	0
7	<b>Svay Rieng</b>	46	0	18	0	25	0	0	0	0	0
8	<b>Takeo</b>	342	1	41	3	0	0	0	0	114	9
9	<b>Pursat</b>	425	1	77	0	4	0	26	1	19	2
10	<b>Battam Bang</b>	2220	5	118	0	15	0	31	3	1270	25
11	<b>Banteay Meanchey</b>	1065	0	98	0	72	11	49	0	826	6
12	<b>Kampong Speu</b>	0	0	0	0	0	0	4	0	18	0
13	<b>Kampong Thom</b>	0	0	3	0	0	0	17	0	81	0
14	<b>Kampong Cham</b>	265	0	1	0	0	0	49	7	124	4
15	<b>Phnom Penh</b>										
16	<b>Oddor Meanchey</b>	42	0	8	2	12	0	7	0	142	7
17	<b>Kampong Chhnang</b>	3	3	1	1	0	0	5	0	9	0
18	<b>Kep</b>	172	0	1	1	0	0	7	0	103	0
19	<b>Pailin</b>	326	1	20	0	3	0	0	0	215	2
20	<b>Kratie</b>	0	0	0	0	0	0	1	0	1	0
<b>Total</b>		<b>9,193</b>	<b>15</b>	<b>624</b>	<b>9</b>	<b>210</b>	<b>15</b>	<b>316</b>	<b>97</b>	<b>5,116</b>	<b>85</b>

**IV- Children Affected by AIDS/Children Infected by AIDS Information**

No.	Name of Cities - Provinces	Children Affected by AIDS (CAA)				
		Number of CAA in Previous Quarter	Number of New CAA Identified in Quarter	Number of CAA Moved Out in Quarter	Number of CAA Died in Quarter	Number of Active CAA in Quarter
1	<b>Kampot</b>	<b>1315</b>	127	64	0	<b>1,378</b>
2	<b>Kandal</b>	<b>2800</b>	0	4	0	<b>2,796</b>
3	<b>Koh Kong</b>					
4	<b>Prey Veng</b>	<b>2397</b>	2	0	0	<b>2,399</b>
5	<b>Siem Reap</b>	<b>3440</b>	121	107	1	<b>3,453</b>
6	<b>Sihanouk Ville</b>	<b>690</b>	24	2	0	<b>712</b>
7	<b>Svay Rieng</b>	<b>185</b>	0	0	0	<b>185</b>
8	<b>Takeo</b>	<b>2738</b>	79	105	0	<b>2,712</b>
9	<b>Pursat</b>	<b>1686</b>	6	261	0	<b>1,431</b>
10	<b>Battam Bang</b>	<b>3680</b>	281	62	0	<b>3,899</b>
11	<b>Banteay Meanchey</b>	<b>2427</b>	130	173	0	<b>2,384</b>
12	<b>Kampong Speu</b>	<b>797</b>	6	1	0	<b>802</b>
13	<b>Kampong Thom</b>	<b>1044</b>	2	3	0	<b>1,043</b>
14	<b>Kampong Cham</b>	<b>2100</b>	66	54	0	<b>2,112</b>
15	<b>Phnom Penh</b>					
16	<b>Oddor Meanchey</b>	<b>378</b>	7	0	0	<b>385</b>
17	<b>Kampong Chhnang</b>	<b>1,253</b>	0	251	0	<b>1,002</b>
18	<b>Kep</b>	<b>92</b>	0	0	0	<b>92</b>
19	<b>Pailin</b>	<b>407</b>	8	3	0	<b>412</b>
20	<b>Kratie</b>	<b>240</b>	12	50	0	<b>202</b>
<b>Total</b>		<b>27,669</b>	<b>871</b>	<b>1,140</b>	<b>1</b>	<b>27,399</b>

Children Infected by AIDS (CIA)											
Number of CIA Registered Pre-ART (OI)						Number of CIA Registered ART					
Number of CIA in Previous Quarter	Number of New CIA Identified in Quarter	Number of CIA Moved Out in Quarter	Number of CIA Died in Quarter	Number of CIA Start ART in Quarter	Number of Active CIA in Quarter	Number of CIA in Previous Quarter	Number of New CIA Identified in Quarter	Number of New CIA Started ART in Quarter	Number of CIA Moved Out in Quarter	Number of CIA Died in Quarter	Number of Active CIA in Quarter
<b>36</b>	4	0	0	8	<b>32</b>	<b>162</b>	4	9	2	0	<b>173</b>
<b>118</b>	0	2	0	0	<b>116</b>	<b>274</b>	0	0	0	0	<b>274</b>
<b>42</b>	0	0	0	0	<b>42</b>	<b>174</b>	0	0	0	0	<b>174</b>
<b>37</b>	3	2	0	2	<b>36</b>	<b>276</b>	8	2	10	0	<b>276</b>
<b>53</b>	3	5	0	0	<b>51</b>	<b>54</b>	1	0	1	0	<b>54</b>
<b>1</b>	0	0	0	0	<b>1</b>	<b>34</b>	0	0	0	0	<b>34</b>
<b>60</b>	3	6	0	5	<b>52</b>	<b>214</b>	6	5	12	0	<b>213</b>
<b>53</b>	1	28	0	0	<b>26</b>	<b>79</b>	5	0	6	0	<b>78</b>
<b>53</b>	5	0	0	11	<b>47</b>	<b>324</b>	15	11	13	1	<b>336</b>
<b>120</b>	11	2	0	7	<b>122</b>	<b>207</b>	4	7	3	0	<b>215</b>
<b>17</b>	0	0	0	0	<b>17</b>	<b>60</b>	0	0	0	0	<b>60</b>
<b>31</b>	1	0	0	3	<b>29</b>	<b>63</b>	0	3	2	0	<b>64</b>
<b>54</b>	3	0	0	0	<b>57</b>	<b>247</b>	7	0	1	0	<b>253</b>
<b>0</b>	0	0	0	0	<b>0</b>	<b>35</b>	0	0	0	0	<b>35</b>
<b>17</b>	1	2	0	1	<b>15</b>	<b>55</b>	1	2	6	0	<b>52</b>
<b>0</b>	0	0	0	0	<b>0</b>	<b>9</b>	1	0	0	0	<b>10</b>
<b>8</b>	0	0	0	0	<b>8</b>	<b>22</b>	0	0	1	0	<b>21</b>
<b>5</b>	0	0	0	0	<b>5</b>	<b>24</b>	0	0	0	0	<b>24</b>
<b>705</b>	<b>35</b>	<b>47</b>	<b>0</b>	<b>37</b>	<b>656</b>	<b>2,313</b>	<b>52</b>	<b>39</b>	<b>57</b>	<b>1</b>	<b>2,346</b>

No.	Name of Cities - Provinces	Number of CIA Registered and Received TB Treatment					Number of Active CIA Registered Diagnosed and Received TB Treatment at The End of Quarter
		Number of CIA Registered Diagnosed and Received TB Treatment at The End of Previous Quarter	Number of CIA Registered Diagnosed and Start Treatment TB in Quarter	Number of CIA Registered Diagnosed TB and Completed TB Treatment in Quarter	Number of CIA Registered Diagnosed and Received TB Treatment Moved Out in Quarter	Number of CIA Registered Diagnosed and Received TB Died in Quarter	
1	Kampot	2	0	0	0	0	2
2	Kandal	9	0	0	0	0	9
3	Koh Kong						
4	Prey Veng	0	0	0	0	0	0
5	Siem Reap	4	1	2	0	0	3
6	Sihanouk Ville	0	0	0	0	0	0
7	Svay Rieng	0	0	0	0	0	0
8	Takeo	1	1	1	0	0	1
9	Pursat	0	0	0	0	0	0
10	Battam Bang	1	7	1	0	0	7
11	Banteay Meanchey	3	0	2	0	0	1
12	Kampong Speu	3	0	0	0	0	3
13	Kampong Thom	0	0	0	0	0	0
14	Kampong Cham	4	0	0	0	0	4
15	Phnom Penh						
16	Oddor Meanchey	0	0	0	0	0	0
17	Kampong Chhnang	0	0	0	0	0	0
18	Kep	0	0	0	0	0	0
19	Pailin	2	1	2	0	0	1
20	Kratie	0	1	0	0	0	1
	<b>Total</b>	<b>29</b>	<b>11</b>	<b>8</b>	<b>0</b>	<b>0</b>	<b>32</b>


\*\*\*Note: Phnom Penh and Koh Kong have no report, due to NGOs finished fund .

Seen and Approve  
Director of NCHADS




ហង់ ឈីវុត

for Phnom Penh. 29 November 2013  
Chief of Data Management Unit




Mr. Chea Chamnan

Phnom Penh. 29 November 2013  
Checked By Aids Care Unit



Dr. Samreth Sovannarith

Phnom Penh. 29 November 2013  
Prepared by:



Mr. Leng Chan Ratana