

National Center For HIV/AIDS, Dermatology and STD
Home Base Care and Communities Report
Report for Quarter 2 - 2014



*** General Information**

Number of Cities/Provinces: 20 / 24

Number of Operational Districts: 49 / 77

Number of Coverages Health Centers: 618 / 1021

Number of Teams: 264

I- People Living with HIV/AIDS Information

No.	Name of Cities - Provinces	Number of People Living with HIV/AIDS (PLHIV)											
		Number of PLHA Registered in Pre-ART (OI)					Number of PLHA Registered in ART						
		Number of PLHIV in Previous Quarter	Number of New PLHIV Identified in Quarter	Number of PLHIV Moved Out and Lost in Quarter	PLHIV Died in Quarter	Number of PLHIV Started ART in Quarter	Active Patients in Quarter	Number of PLHIV in Previous Quarter	Number of New PLHIV Identified in Quarter	Number of New PLHIV Started ART in Quarter	Number of PLHIV Moved Out in Quarter	PLHIV Died in Quarter	Active PLHIV in Quarter
1	Kampot	130	11	2	1	11	127	1394	47	10	12	7	1,432
2	Kandal	0					0	0					0
3	Koh Kong	0					0	0					0
4	Prey Veng	0					0	0					0
5	Siem Reap	174	34	2	1	32	173	2,300	44	32	60	4	2,312
6	Sihanouk Ville	80	10	8	0	7	75	783	51	7	67	3	771
7	Svay Rieng												
8	Takeo	119	34	3	1	47	102	1,877	42	47	62	5	1,899
9	Pursat	136	10	3	2	4	137	862	16	4	14	0	868
10	Battam Bang	253	33	62	0	61	163	2,652	77	61	62	11	2,717
11	Banteay Meanchey	206	22	11	5	18	194	2,043	15	18	26	9	2,041
12	Kampong Speu	50	118	0	0	112	56	619	56	112	4	0	783
13	Kampong Thom	83	1	0	0	7	77	616	5	7	0	0	628
14	Kampong Cham	122	4	1	0	2	123	1,758	17	2	12	2	1,763
15	Phnom Penh												
16	Oddor Meanchey	54	9	3	0	6	54	334	1	6	1	0	340
17	Kampong Chhnang	134	3	1	0	0	136	568	20	0	1	2	585
18	Kep	3	1	0	0	1	3	135	3	1	7	0	132
19	Pailin	43	3	0	0	7	39	286	7	7	2	2	296
20	Kratie	27	4	0	0	0	31	206	0	0	3	5	198
Total		1,614	297	96	10	315	1,490	16,433	401	314	333	50	16,765

II- People Living with HIV/AIDS Registered in Home Base Care, Diagnosed and Received TB Treatment Information

No.	Name of Cities - Provinces	People Living with HIV/AIDS registered diagnosed and received TB Treatment					
		Number of PLHIV Registered Diagnosed and Received TB Treatment at The End of Previous Quarter	Number of PLHIV Registered Diagnosed and Start Treatment TB in Quarter	Number of PLHIV Registered and Completed TB Treatment in Quarter	Number of PLHIV Registered Diagnosed and Received TB Treatment Moved Out or Lost in Quarter	Number of PLHIV Registered Diagnosed and Received TB Died in Quarter	Number of Active PLHIV Diagnosed and Received TB Treatment at The End of Quarter
1	Kampot	7	6	6	0	0	7
2	Kandal	0					0
3	Koh Kong	0					0
4	Prey Veng	0					0
5	Siem Reap	12	3	2	1	0	12
6	Sihanouk Ville	1	1	0	0	0	2
7	Svay Rieng	0					0
8	Takeo	7	3	6	0	0	4
9	Pursat	2	0	1	0	0	1
10	Battam Bang	10	7	5	1	1	10
11	Banteay Meanchey	11	8	11	1	0	7
12	Kampong Speu	0	5	0	0	0	5
13	Kampong Thom	4	3	1	0	0	6
14	Kampong Cham	14	2	0	0	0	16
15	Phnom Penh	0					0
16	Oddor Meanchey	30	6	4	0	0	32
17	Kampong Chhnang	1	0	0	1	0	0
18	Kep	1	0	0	0	0	1
19	Pailin	1	2	1	0	0	2
20	Kratie	2	0	0	0	0	2
Total		103	46	37	4	1	107

III-Referral Information


No.	Name of Cities - Provinces	Number of HIV+ Pregnant Women Referred to PMTCT Services		Number of PLHIV Referred to Screen TB		Number of Clients Referred to STD Clinic		Number of PLHIV Referred to OI/ART Services					
		ANC	Delivery	Total	TB+	Total	PLHIV	Pregnant Woment	TB Patients	STI Patients	Children ^o	Other	Total
1	Kampot	14	4	23	3	7	1	10	2	0	174	1610	1,796
2	Kandal	1	0	0	0	0	0	1	0	0	0	0	1
3	Koh Kong												0
4	Prey Veng	15	1	56	0	50	15	20	21	26	131	1701	1,899
5	Siem Reap	21	9	175	1	32	14	11	43	8	412	1597	2,071
6	Sihanouk Ville	10	3	1	0	0	0	4	1	0	34	958	997
7	Svay Rieng												0
8	Takeo	11	2	31	2	140	152	11	6	2	298	2056	2,373
9	Pursat	3	1	15	0	27	19	5	0	13	175	516	709
10	Battam Bang	17	6	647	7	191	126	15	19	71	320	2229	2,654
11	Banteay Meanchey	21	10	431	1	178	93	114	18	17	168	1139	1,456
12	Kampong Speu	5	5	6	2	0	0	3	2	0	99	596	700
13	Kampong Thom	2	0	11	1	5	5	2	3	5	33	250	293
14	Kampong Cham	2	0	26	0	0	2	2	2	0	25	68	97
15	Phnom Penh												0
16	Oddor Meanchey	3	2	15	3	17	2	3	4	1	19	243	270
17	Kampong Chhnang	3	3	0	0	0	0	3	0	0	28	382	413
18	Kep	0	0	5	0	0	0	0	0	0	8	94	102
19	Pailin	2	1	86	0	16	16	2	2	14	29	288	335
20	Kratie	1	1	4	2	0	0	0	0	0	37	2	39
Total		131	48	1,532	22	663	445	206	123	157	1,990	13,729	16,205


No.	Name of Cities - Provinces	Number of Clients Referred to VCCT Service									
		Pregnant Women		TB Patients		STI Patients		Children ^o		Other	
		Total	HIV +	Total	HIV +	Total	HIV +	Total	HIV +	Total	HIV +
1	Kampot	388	0	61	1	33	1	52	0	213	4
2	Kandal	1	1	0	0	0	0	125	9	0	0
3	Koh Kong										
4	Prey Veng	188	0	17	0	10	0	21	0	648	2
5	Siem Reap	145	6	57	1	25	0	37	1	713	26
6	Sihanouk Ville	47	0	0	0	0	0	3	0	94	1
7	Svay Rieng										
8	Takeo	347	0	109	1	13	0	1	1	59	8
9	Pursat	169	5	46	0	12	0	13	0	24	1
10	Battam Bang	2353	7	162	0	4	0	74	1	1157	13
11	Banteay Meanchey	2273	1	138	0	65	18	35	0	1219	11
12	Kampong Speu	102	12	2	0	0	0	19	0	69	0
13	Kampong Thom	60	0	0	0	0	0	0	0	59	1
14	Kampong Cham	31	0	0	0	0	0	16	5	29	1
15	Phnom Penh										
16	Oddor Meanchey	25	2	21	1	0	0	4	0	35	6
17	Kampong Chhnang	6	0	0	0	0	0	0	0	0	0
18	Kep	94	0	4	0	0	0	6	0	104	0
19	Pailin	372	1	31	0	72	0	0	0	358	0
20	Kratie	11	0	4	0	0	0	29	1	44	2
Total		6,612	35	652	4	234	19	435	18	4,825	76


Number of CIA Registered and Received TB Treatment


No.	Name of Cities - Provinces	Number of CIA Registered and Received TB Treatment					Number of Active CIA Registered Diagnosed and Received TB Treatment at The End of Quarter
		Number of CIA Registered Diagnosed and Received TB Treatment at The End of Previous Quarter	Number of CIA Registered Diagnosed and Start Treatment TB in Quarter	Number of CIA Registered Diagnosed TB and Completed TB Treatment in Quarter	Number of CIA Registered Diagnosed and Received TB Treatment Moved Out in Quarter	Number of CIA Registered Diagnosed and Received TB Died in Quarter	
1	Kampot	1	1	1	0	0	1
2	Kandal	0					0
3	Koh Kong	0					0
4	Prey Veng	0					0
5	Siem Reap	3	0	0	0	0	3
6	Sihanouk Ville	0	0	0	0	0	0
7	Svay Rieng	0					
8	Takeo	0	1	0	0	0	1
9	Pursat	0	0	0	0	0	0
10	Battam Bang	7	2	7	0	0	2
11	Banteay Meanchey	1	0	0	0	0	1
12	Kampong Speu	0	0	0	0	0	0
13	Kampong Thom	0	0	0	0	0	0
14	Kampong Cham	4	0	0	0	0	4
15	Phnom Penh	0					
16	Oddor Meanchey	0	0	0	0	0	0
17	Kampong Chhnang	0	0	0	0	0	0
18	Kep	0	0	0	0	0	0
19	Pailin	0	0	0	0	0	0
20	Kratie	0	2	0	0	0	2
Total		16	6	8	0	0	14

***Note: Phnom Penh and Koh Kong have no report, due to NGOs finished fund and Svay Reing not report.

Seen and Approve
 Director of NCHADS
 Deputy Director

 Dr. LY PENHSUN

for
 Chief of Data Management Unit

 MA. Chea Chamnan

Phnom Penh. 30 October 2014
 Checked By Aids Care Unit

 Dr. Samreth Sovannarith

Phnom Penh. 30 October 2014
 Prepared by:

 Mr. Leng Chan Ratana