

មជ្ឈមណ្ឌលជាតិប្រយុទ្ធនឹងជំងឺអេដស៍ លើស្បែក និងកាមរោគ

National Center for HIV/AIDS Dermatology and STD

\*\*\*\*\*

របាយការណ៍ប្រចាំត្រីមាសស្តីពីការព្យាបាលដោយ ARV

Facility ART report

Total Provinces/ Cities :		23				
Total ART Sites :		65 (Pediatric = 36)				
ឆ្នាំ (Year)	2015	ត្រីមាសទី (Quarter)		4		
ប្រភេទ (Category)	អាយុ Age	ភេទ (Sex)		សរុប Total		
		ប្រុស Male	ស្រី Female			
ចំនួនអ្នកជំងឺដែលសកម្ម ទទួលបានការព្យាបាលដោយ ART នៅ ចុងត្រីមាសមុន (Number of Active Patients on ART at the end of preceding quarter)	> 14	22,763	27,613	50,376	A	
	0 - 14	2,086	1,886	3,972		
ចំនួនអ្នកជំងឺថ្មីចាប់ផ្តើមព្យាបាលដោយ ART នៅក្នុងមន្ទីរពេទ្យបង្អែក/ គ្លីនិក នៅក្នុងត្រីមាសនេះ (Number of new patients started on ART Care at this facility during this quarter)	>14	<b>សរុបអ្នកជំងឺថ្មី &gt;14</b>	358	429	787	B
		បានធ្វើរោគវិនិច្ឆ័យថាមានជំងឺរបេង Diagnosed TB (BK+ / - , EP)	38	16	54	
		បានចាប់ផ្តើមព្យាបាលជំងឺរបេង (TB Tx Started)	27	12	39	
		មានផ្ទៃពោះ (Pregnant)		89	89	
		ការបង្ការជាវិជ្ជមាន (ផ្តល់សេវា ៣ បែបយ៉ាងតិច) Positive Prevention (at least 3 * )	229	239	468	
	<b>សរុបអ្នកជំងឺថ្មី ART ថ្មី 0 - 14</b>	<b>49</b>	<b>41</b>	<b>90</b>		
	<b>សរុបអ្នកជំងឺថ្មីទាំងអស់ Total all new ART patients</b>	<b>407</b>	<b>470</b>	<b>877</b>		
ចំនួនអ្នកជំងឺដែលបានបញ្ជូនចូល នៅក្នុងរយៈពេលត្រីមាសនេះ (Number of Patients transferred in during this quarter)	> 14	157	159	316	C	
	0 - 14	19	10	29		
	<b>សរុប Total</b>	<b>176</b>	<b>169</b>	<b>345</b>		
ចំនួនអ្នកជំងឺដែលបោះបង់សេវា ហើយត្រឡប់មកវិញក្នុងត្រីមាសនេះ (Number of patients loss and return in this quarter)	> 14	34	54	88		
	0 - 14	0	0	0		
	<b>សរុប Total</b>	<b>34</b>	<b>54</b>	<b>88</b>		
ចំនួនអ្នកជំងឺដែលចាកចេញពីការ ព្យាបាលដោយ ART ក្នុងត្រីមាសនេះ (Number of patients who left ART Care during this quarter)	បញ្ជូនចេញ (Transferred Out)	> 14	97	101	198	D
		0 - 14	17	18	35	
	បោះបង់ការព្យាបាល (Lost) <sup>1</sup>	> 14	216	267	483	
		0 - 14	24	25	49	
	ស្លាប់ (Died)	> 14	64	56	120	
		0 - 14	2	2	4	
	<b>សរុបអ្នកជំងឺដែលចាកចេញពីការព្យាបាល ART ទាំងអស់</b>		<b>420</b>	<b>469</b>	<b>889</b>	



**Number of Patients receiving ART in Quarter 4-2015**


Provinces and Cities ART Services	Number of Patients at the end of Preceding Quarter				New ART in Quarter 4-2015			Patients transferred In				Patients Lost and Return in this quarter				Patients who left ART Care during this quarter											Active Patients until Quarter 4-2015																
	> 14		0 - 14		Total	> 14		0 - 14		Total	> 14		0 - 14		Total	Patients transferred Out				Lost			Died				> 14		0 - 14		Total												
	M	F	B	G		M	F	B	G		M	F	B	G		M	F	B	G	Total	> 14		0 - 14	Total	> 14		0 - 14		Total														
	M	F	B	G	M	F	B	G	M	F	B	G	M	F	B	G	M	F	B	G	M	F	B	G	M	F	B	G	M	F	B	G											
<b>1 Banteay Meanchey</b>																																											
1 Serei Sophon RH	497	623	45	42	1,207	4	8	0	0	12	0	0	0	0	0	0	0	0	0	0	0	2	1	0	0	0	3	7	5	1	3	16	0	2	0	0	0	2	492	623	44	39	1,198
2 Mongkul Borey PH	379	421	21	31	852	5	9	0	0	14	2	0	0	0	2	0	0	0	0	0	0	1	2	0	1	4	3	0	0	0	0	3	0	0	0	0	0	0	382	428	21	30	861
3 Poipet 1 HC *	473	591	4	2	1,070	16	16	0	1	33	1	4	0	0	5	0	0	0	0	0	0	1	0	0	0	1	23	19	0	0	42	0	0	0	0	0	0	466	592	4	3	1,065	
4 Thmor Puok RH	88	119	0	0	207	4	3	0	0	7	0	0	0	0	0	0	0	0	0	0	0	1	0	0	0	1	0	2	0	0	2	0	1	0	0	0	1	91	119	0	0	210	
<b>2 Battambang</b>																																											
5 Mong Russey RH	285	342	18	18	663	3	9	4	1	17	1	2	0	0	3	2	0	0	0	2	0	0	0	0	0	0	3	5	2	0	10	2	1	0	0	0	3	286	347	20	19	672	
6 Battambang PH	1,147	1,410	168	145	2,870	26	16	1	2	45	6	6	3	0	15	2	9	0	0	11	2	7	0	1	10	4	14	3	1	22	3	2	0	0	0	5	1,172	1,418	169	145	2,904		
7 R5 Military Hospital	111	77	0	0	188	2	1	0	0	3	0	0	0	0	0	0	0	0	0	0	0	0	0	0	0	0	1	0	0	0	0	0	0	0	0	0	0	0	112	78	0	0	190
8 Thmor Kol RH	311	374	0	0	685	3	3	0	0	6	0	1	0	0	1	0	1	0	0	1	0	1	0	0	0	1	1	3	0	0	4	1	1	0	0	0	2	312	374	0	0	686	
9 Sampov Loun RH	177	254	7	10	448	3	7	2	0	12	4	5	0	0	9	1	2	0	0	3	0	1	1	0	2	2	6	0	0	8	0	1	0	0	0	1	183	260	8	10	461		
<b>3 Kampong Cham</b>																																											
10 Kampong Cham PH	761	929	101	101	1,892	7	7	4	1	19	3	5	0	0	8	3	2	0	0	5	1	2	0	1	4	6	10	1	0	17	3	3	0	0	0	6	764	928	104	101	1,897		
11 Choeng Prey RH	210	241	0	0	451	2	5	0	0	7	2	1	0	0	3	0	0	0	0	0	0	1	1	0	0	2	1	5	0	0	6	1	2	0	0	0	3	211	239	0	0	450	
12 Chamkar Loeu RH	67	92	0	0	159					0					0					0													0	67	92	0	0	159					
13 Srey Santhor RH	69	90	0	0	159	1	3	0	0	4	2	0	0	0	2	0	0	0	0	0	0	0	0	0	0	0	0	0	0	0	0	0	0	1	1	0	0	2	71	92	0	0	163
<b>4 Tbaung Khmum</b>																																											
14 Memut RH	129	156	5	8	298	1	7	0	0	8	0	1	0	0	1	0	0	0	0	0	0	0	0	0	0	0	0	0	1	0	0	1	1	3	0	0	0	4	129	160	5	8	302
15 Tbaung Khmum RH	488	567	22	32	1,109	5	10	1	1	17	0	1	0	0	1	3	3	0	0	6	2	4	3	7	16	12	7	0	1	20	1	1	0	0	0	2	481	569	20	25	1,095		
<b>5 Kampong Chhnang</b>																																											
16 Kampong Chhnang PH *	295	374	32	26	727	3	6	0	0	9	1	1	1	0	3	3	7	0	0	10	1	0	0	0	0	1	10	13	1	0	24	2	0	0	0	0	2	289	375	32	26	722	
<b>6 Kampong Speu</b>																																											
17 Kampong Speu PH *	351	490	107	86	1,034	5	5	0	1	11	1	2	1	0	4	2	2	0	0	4	10	6	0	0	16	3	10	0	1	14	2	0	0	0	0	2	344	483	108	86	1,021		
18 Oudong RH	107	148	0	0	255	1	0	0	0	1	0	2	0	0	2	0	0	0	0	0	0	1	0	0	0	1	0	3	0	0	3	4	0	0	0	0	4	103	147	0	0	250	
19 Kong Pisey RH	92	173	0	0	265	13	21	0	0	34	1	3	0	0	4	0	0	0	0	0	0	0	0	0	0	0	0	0	0	0	0	0	0	0	0	0	0	0	106	197	0	0	303
<b>7 Kampong Thom</b>																																											
20 Kampong Thom PH	271	357	27	27	682	5	6	1	0	12	1	2	0	0	3	0	2	0	0	2	1	2	0	1	4	0	3	1	0	4	0	0	0	0	0	0	276	362	27	26	691		
21 Baray Santhuk RH	95	147	0	0	242	6	1	0	0	7	0	0	0	0	0	0	0	0	0	0	0	2	2	0	0	4	0	3	0	0	3	0	1	0	0	0	1	99	142	0	0	241	
<b>8 Kampot</b>																																											
22 Kampot PH	337	450	50	40	877	11	14	0	2	27	2	2	0	1	5	0	0	0	0	0	0	1	1	0	0	2	1	2	0	0	3	2	0	0	0	0	2	346	463	50	43	902	
23 Kampong Trach RH	499	573	17	22	1,111	1	6	0	0	7	1	0	0	0	1	0	1	0	0	1	0	0	0	0	0	0	12	16	0	0	28	0	0	0	0	0	0	489	564	17	22	1,092	
<b>9 Kandal</b>																																											
24 Chey Chum Neash PH	1,033	1,172	87	78	2,370	11	19	1	4	35	1	0	0	0	1	0	0	0	0	0	0	1	3	0	1	5	7	6	1	0	14	0	1	1	0	0	2	1,037	1,181	86	81	2,385	
25 Koh Thom RH *	168	203	13	12	396	6	2	2	0	10	0	0	0	0	0	0	0	1	0	0	1	0	0	0	0	0	5	5	0	0	10	0	0	0	0	0	0	169	201	15	12	397	
26 Keansvay RH	54	110	0	0	164	2	1	0	0	3	1	0	0	0	1	0	0	0	0	0	0	0	1	0	0	1	0	1	0	0	1	0	1	0	0	0	1	57	108	0	0	165	


Provinces and Cities ART Services	Number of Patients at the end of Preceding Quarter					New ART in Quarter 4-2015					Patients transferred In					Patients Lost and Return in this quarter					Patients who left ART Care during this quarter										Active Patients until Quarter 4-2015										
	> 14		0 - 14		Total	> 14		0 - 14		Total	> 14		0 - 14		Total	> 14		0 - 14		Total	Patients transferred Out			Lost			Died				> 14		0 - 14		Total						
	M	F	B	G		M	F	B	G		M	F	B	G		M	F	B	G		M	F	B	G	M	F	B	G	M	F	B	G	M	F		B	G				
<b>10 Koh Kong</b>																																									
27	Smach Meanchey PH	277	315	12	19	623	5	4	0	0	9	0	3	1	0	4	1	0	0	0	1	1	1	0	0	2	2	5	0	0	7	2	2	0	0	4	278	314	13	19	624
28	Sre Ambil RH	122	146	4	2	274	4	1	2	0	7	3	0	0	0	3	0	0	0	0	0	2	1	0	1	4	1	1	0	0	2	0	2	0	0	2	126	143	6	1	276
<b>11 Kratie</b>																																									
29	Kratie PH	189	238	16	17	460	5	6	0	1	12	2	2	0	0	4	2	1	0	0	3	0	0	0	0	0	2	1	0	0	3	1	1	0	0	2	195	245	16	18	474
<b>12 Phnom Penh</b>																																									
30	Khmer Soviet Hospital	1,571	1,488	128	130	3,317	0	1	2	5	8	0	0	0	0	0	0	0	0	0	2	2	0	0	4	1	0	0	0	1	1	2	0	0	3	1,567	1,485	130	135	3,317	
31	Calmette Hospital	773	717	0	0	1,490	9	9	0	0	18	0	0	0	0	0	0	0	0	0	0	0	1	0	0	1	4	2	0	0	6	0	0	0	0	0	778	723	0	0	1,501
32	Preah Kosamak	1,178	1,331	0	0	2,509	5	8	0	0	13	6	3	0	0	9	0	0	0	0	0	1	2	0	0	3	2	4	0	0	6	1	0	0	0	1	1,185	1,336	0	0	2,521
33	National Pediatric	165	153	440	360	1,118	0	0	14	5	19	0	0	11	7	18	0	0	0	0	0	24	20	3	2	49	0	0	10	15	25	0	0	0	0	0	141	133	452	355	1,081
34	Center of Hope *	1,500	1,948	0	0	3,448	30	37	0	0	67	6	8	0	0	14	0	0	0	0	0	2	0	0	0	2	13	11	0	0	24	3	2	0	0	5	1,518	1,980	0	0	3,498
35	Preah Ketomealea	591	616	0	0	1,207	2	1	0	0	3	0	0	0	0	0	1	0	0	0	0	1	0	0	0	0	0	0	0	0	0	0	0	0	0	594	617	0	0	1,211	
36	Social Health Clinic	964	1,083	60	48	2,155	10	10	1	0	21	16	9	0	0	25	0	0	0	0	0	4	5	1	0	10	13	6	1	1	21	0	0	0	0	0	973	1,091	59	47	2,170
37	Chhouk Sar I Clinic	71	534	9	3	617	0	5	1	1	7	0	0	0	0	0	0	5	0	0	5	0	1	0	0	1	0	20	0	0	20	0	0	0	0	0	71	523	10	4	608
38	Chhouk Sar II Clinic	180	0	0	0	180	2	0	0	0	2	0	0	0	0	0	2	0	0	0	2	2	0	0	0	2	4	0	0	0	4	0	0	0	0	0	178	0	0	0	178
39	Samdach Ov RH *	186	232	0	0	418	4	7	0	0	11	1	0	0	0	1	0	0	0	0	0	1	1	0	0	2	4	1	0	0	5	1	1	0	0	2	185	236	0	0	421
40	Meanchey RH	216	319	0	0	535	6	11	0	0	17	4	1	0	0	5	1	0	0	0	1	0	2	0	0	2	4	8	0	0	12	2	1	0	0	3	221	320	0	0	541
41	Chamkar Doung RH *	178	167	0	0	345	6	2	0	0	8	5	6	0	0	11	0	0	0	0	0	2	2	0	0	4	5	2	0	0	7	0	2	0	0	2	182	169	0	0	351
42	Pochinton RH *	186	257	0	0	443	7	7	0	0	14	7	5	0	0	12	1	1	0	0	2	0	2	0	0	2	1	0	0	0	1	0	0	0	0	0	200	268	0	0	468
<b>13 Prey Veng</b>																																									
43	Neak Loeung RH	476	741	59	54	1,330	6	12	1	1	20	1	2	0	0	3	0	0	0	0	0	1	0	1	0	2	7	5	0	0	12	4	3	0	0	7	471	747	59	55	1,332
44	Kampong Leav PH	376	477	26	26	905	8	7	2	1	18	2	5	0	0	7	1	1	0	0	2	2	2	0	0	4	1	2	0	0	3	1	1	0	0	2	383	485	28	27	923
45	Pearaing RH	85	125	12	4	226					0					0					0				0					0					0	85	125	12	4	226	
<b>14 Pursat</b>																																									
46	Sampov Meas PH	481	608	48	41	1,178	10	15	2	2	29	2	3	0	1	6	0	2	0	0	2	0	2	1	0	3	3	2	0	0	5	5	4	0	0	9	485	620	49	44	1,198
<b>15 Siem Reap</b>																																									
47	Siem Reap PH	1,289	1,541	0	0	2,830	33	32	0	0	65	2	3	0	0	5	4	5	0	0	9	5	0	0	0	5	16	15	0	0	31	4	0	0	0	4	1,303	1,566	0	0	2,869
48	Komar Angkor Hospital	0	0	280	253	533	0	0	2	3	5	0	0	0	0	0	0	0	0	0	0	0	0	0	0	0	0	2	2	4	0	0	1	0	1	0	0	279	254	533	
49	Sothnikum RH	215	335	0	0	550	3	5	0	0	8	0	0	0	0	0	1	1	0	0	2	3	5	0	0	8	0	9	0	0	9	1	1	0	0	2	215	326	0	0	541
50	Kralanh RH	84	107	0	0	191	2	1	0	0	3	1	2	0	0	3	0	0	0	0	0	0	0	0	0	0	3	2	0	0	5	0	2	0	0	2	84	106	0	0	190
<b>16 Sihanouk Ville</b>																																									
51	Sihanouk PH	822	923	92	77	1,914	12	19	1	4	36	7	1	0	0	8	3	3	0	0	6	8	9	3	1	21	8	11	0	0	19	6	1	0	0	7	822	925	90	80	1,917
<b>17 Stung Treng</b>																																									
52	Stung Treng PH	159	154	17	16	346	2	3	1	1	7	2	6	0	0	8	0	0	0	0	0	2	2	1	0	5	1	0	0	0	1	2	0	0	0	2	158	161	17	17	353
<b>18 Svay Rieng</b>																																									
53	Svay Rieng PH	435	600	39	46	1,120	9	8	2	0	19	3	2	0	0	5	0	0	0	0	0	1	0	2	1	4	4	3	0	0	7	0	0	0	0	0	442	607	39	45	1,133
54	Romeas Hek RH	80	95	10	4	189	2	1	0	0	3	0	0	0	0	0	0	0	0	0	0	1	0	0	0	1	0	0	0	0	0	0	1	0	0	0	81	95	10	4	190


Provinces and Cities ART Services	Number of Patients at the end of Preceding Quarter					New ART in Quarter 4-2015					Patients transferred In					Patients Lost and Return in this quarter					Patients who left ART Care during this quarter										Active Patients until Quarter 4-2015									
	> 14		0 - 14			Total	> 14		0 - 14			Total	> 14		0 - 14			Total	> 14		0 - 14			Total	Patients transferred Out			Lost			Died				> 14		0 - 14			Total
	M	F	B	G	M		F	B	G	M	F		B	G	M	F	B		G	M	F	B	G		M	F	B	G	M	F	B	G	M	F	B	G				
<b>19 Takeo</b>																																								
56 Takeo PH *	516	733	56	62	1,367	3	1	0	1	5	4	3	0	0	7	0	0	0	0	0	0	2	1	1	4	5	1	0	0	6	3	1	0	2	6	515	733	55	60	1,363
56 Ang Roka RH	176	208	14	7	405	1	2	0	0	3	0	0	0	0	0	0	1	0	0	1	0	0	0	0	0	0	0	0	0	0	0	2	0	0	2	177	209	14	7	407
57 Kirivong RH	211	273	8	12	504	1	6	0	0	7	0	0	1	1	2	0	0	0	0	0	1	3	0	0	4	1	2	0	1	4	1	1	0	0	2	209	273	9	12	503
58 Prey Kabas RH	102	141	0	0	243	2	1	0	0	3	1	0	0	0	1	0	0	0	0	0	0	0	0	0	0	0	0	0	0	0	0	1	0	0	1	105	141	0	0	246
<b>20 Oddor Meanchey</b>																																								
59 Samrong PH	121	157	9	6	293	1	2	1	2	6	1	3	0	0	4	1	0	0	0	1	1	0	0	0	1	7	9	0	0	16	1	1	0	0	2	115	152	10	8	285
60 Anlong Veng RH	19	26	0	0	45					0					0					0					0					0					0	19	26	0	0	45
<b>21 Pailin</b>																																								
61 Pailin PH *	146	189	12	14	361	2	3	0	0	5	0	0	0	0	0	0	1	0	0	1	0	0	0	0	0	1	2	1	0	4	2	0	0	0	2	145	191	11	14	361
<b>22 Preah Vihear</b>																																								
62 16 Makara PH	106	121	11	5	243	4	5	1	1	11	0	1	1	0	2	0	3	0	0	3	1	1	0	0	2	1	2	0	0	3	0	1	0	0	1	108	126	13	6	253
<b>23 Kep</b>																																								
63 Kep	22	28	0	0	50	0	0	0	0	0	1	0	0	0	1	0	0	0	0	0	0	0	0	0	0	0	0	0	0	0	0	0	0	0	0	23	28	0	0	51
<b>24 Mondulkiri</b>																																								
64 Mondulkiri RH	1	4	0	0	5	1	2	0	0	3	3	2	0	0	5	0	0	0	0	0	0	0	0	0	0	0	0	0	0	0	0	0	0	0	0	5	8	0	0	13
<b>25 Ratanakiri</b>																																								
65 Ratanakiri RH	0	0	0	0	0	15	10	0	0	25	47	51	0	0	98	0	0	0	0	0	2	1	0	0	3	1	2	0	0	3	0	2	0	0	2	59	56	0	0	115
<b>TOTAL</b>	22,763	27,613	2,086	1,886	54,348	358	429	49	41	877	157	159	19	10	345	34	54	0	0	88	97	101	17	18	233	216	267	24	25	532	64	56	2	2	124	22,935	27,831	2,111	1,892	54,769

\* The number of patients reported in these sites might be shown differently from previous quarterly report due to the late data entry to the database and/or transition to the new database system.

Phnom Penh, 18 March 2016  
 Seen and Approved  
 NCHADS Director  
  
 Dr. Ly Penh Sun

Phnom Penh, 18 March 2016  
 Checked by  
 Chief of Data Management Unit  
  
 Mr. Mam Sovatha

Phnom Penh, 18 March 2016  
 Checked by  
 Chief of AIDS Care Unit  
  
 Mr. Samreth Sovannarith

Phnom Penh, 18 March 2016  
 Prepared by  
 Data Management Officer  
  
 Mr. Ke Ang Henry