



National Center for HIV/AIDS, Dermatology and STDs (NCHADS)

របាយការណ៍ប្រចាំត្រីមាស
ស្តីពីការគ្រប់គ្រងករណីអេដស៍សកម្ម
ប្រចាំត្រីមាសទី ៤ ឆ្នាំ ២០១៩

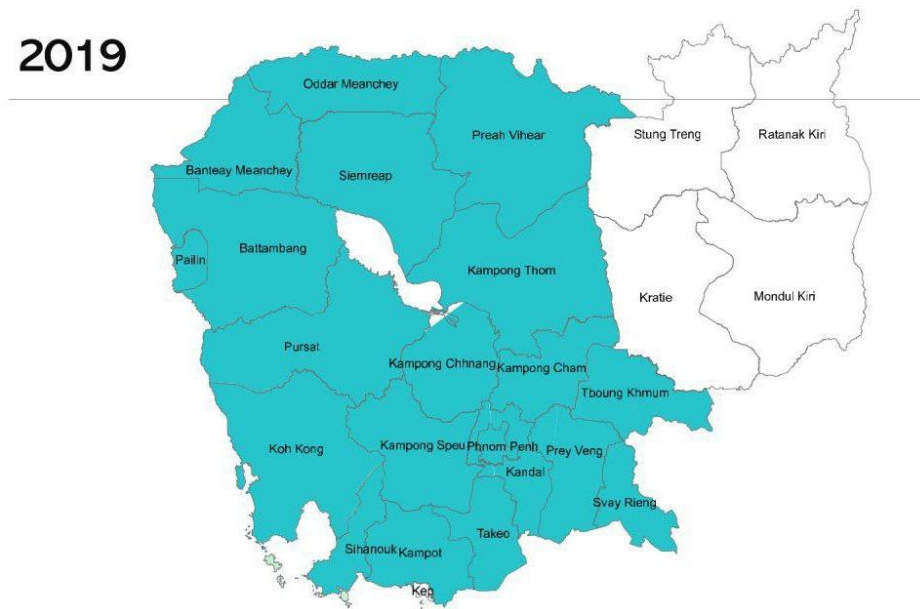
B-IACM Quarterly report,
Q4, 2019

- **Introduction:**

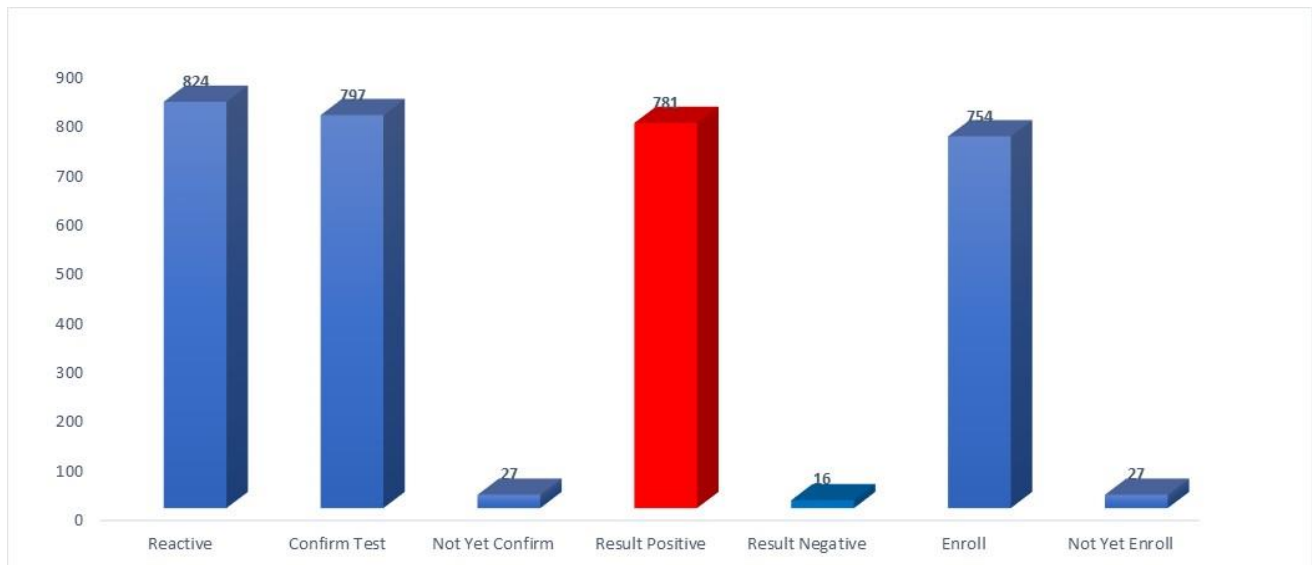
B-IACM has been a cornerstone strategy for the national HIV program. With the objective of B-IACM to leverage existing strategies and approaches for case detection, immediate ART enrolment and retention in HIV care to achieve the global 95-95-95 targets by 2025.

B-IACM was initiated in 2014 in Siem Reap and Battambang provinces and scaled up to 20 provinces (51 operational districts) by December, 2019.

COVERAGE of B-IACM implementation, Q4, 2019 (20 provinces: 51 ODs)

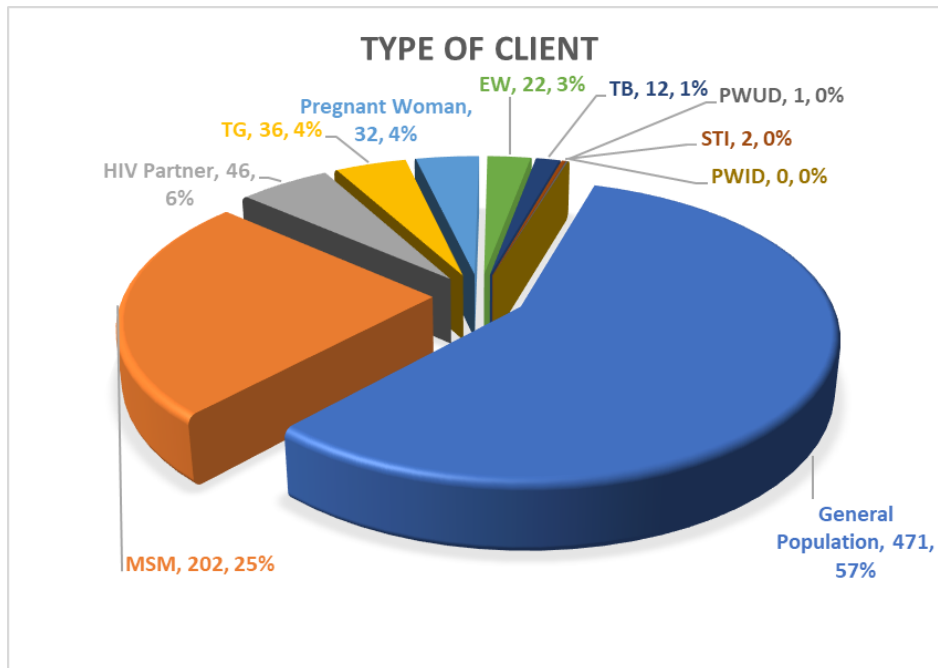


B-IACM cascade Q4, 2019 (20 provinces: 51 ODs)



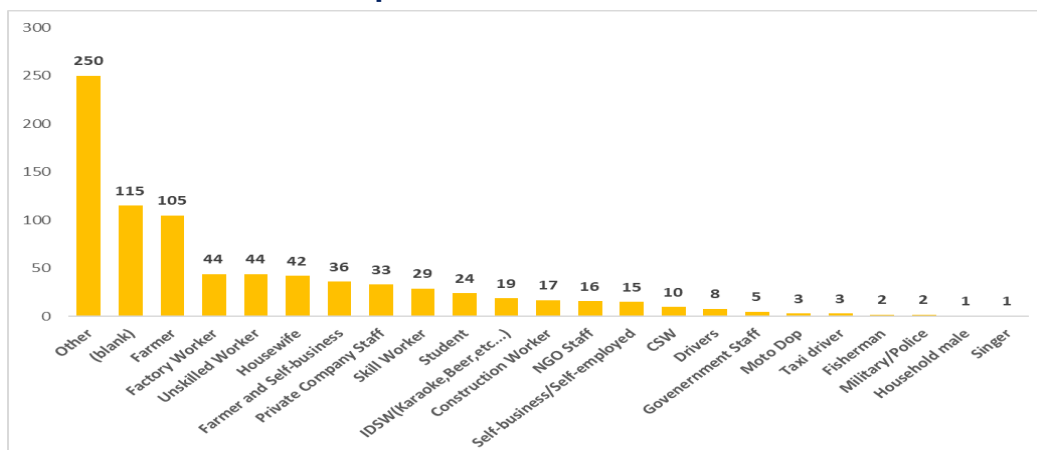
According to B-IACM approach, the 4th quarter of 2019 data shows that there were 824 reactive cases of HIV in health centers and communities over the past three months. Of these, 813 reactive cases came for the confirmatory test at VCCT (98.5%), among the confirm test at VCCT, there 781 were positive and 754 were enrolled in ART services (96.54%).

Total numbers of reactive HIV cases by client types, Q4, 2019



Among 829 with a reactive result, of **57% (N=471)** were a general population, follow by **MSM is 25% (among 202 cases mostly from Phnom Penh is 120 cases, Battambang: 29 cases Siem Reap: 26 cases, Banteaymeanchey 11 cases and the rest is from other provinces)** followed by HIV+ partners were 6% (N=46) and 4 % (N=36) were TG.

The occupation of reactive HIV cases, Q4, 2019



B-IACM Q3, 2019 report by 20 provinces (51 ODs)

Nº	Province	OD Name	Indicators					
			Number of Reactive case	Number of cases confirmed HIV positive	Number of cases Confirm HIV Negative	Number of reactive case not confirm	Number of cases enrolled at ART clinic	Number of HIV + not enroll
1	Battambang	Battambang	56	46	8	2	44	2
2		Sangke	5	4	0	1	4	0
3		Mongressey	7	7	0	0	7	0
4		Thmor Kol	18	16	1	1	16	0
5		Sampov Loun	17	13	2	2	13	0
		Total	103	86	11	6	84	2
6	Kampong Cham	Kampong Cham	35	34	0	1	28	6
7		Choeung Prey	9	9	0	0	7	2
8		Chamka Leu	0	0	0	0	0	0
9		Srey Santhor	2	2	0	0	2	0
		Total	46	45	0	1	37	8
10	Pailin	Pailin	3	3	0	0	3	0
		Total	3	3	0	0	3	0
11	Siem Reap	Siem Reap&AKC	74	67	3	4	63	4
12		South Nikom	8	7	0	1	7	0
13		Kralanh	2	1	1	0	1	0
		Total	84	75	4	5	71	4
14	Oddor Meanchey	Samrong	2	2	0	0	2	0
15		Anlong Veng	4	4	0	0	4	0
		Total	6	6	0	0	6	0
16	Phnom Penh	Chaktomok	224	214	0	10	210	4
17		Pursenchey	29	29	0	0	29	0
18		Mekong	71	71	0	0	69	2
19		Dangkor	14	14	0	0	14	0
20		Bassac	27	27	0	0	27	0
		Total	365	355	0	10	349	6
21	Banteaymeanchey	Mongkul borey	25	24	0	1	23	1
22		Poi Pet	34	33	0	1	23	10
23		Thmor Pouk	7	7	0	0	7	0
24		Phrehnet Phreah	4	4	0	0	4	0
		Total	70	68	0	2	57	11
25	Pursat	Sampov Meas	29	29	0	0	29	0
		Total	29	29	0	0	29	0
26	Sihanouk Ville	Sihanouk	30	28	0	2	28	0
		Total	30	28	0	2	28	0
27	Kampong Thom	Kampong Thom	13	13	0	0	13	0
28		Baray	3	3	0	0	3	0
		Total	16	16	0	0	16	0
29	Kampong Speu	Kampong Speu	26	26	0	0	25	1
30		Kong Pisey	6	6	0	0	6	0
31		Odong	10	6	0	4	6	0
		Total	42	38	0	4	37	1
32	Kampot	Kampot	10	10	0	0	10	0
33		Kampong Trach	8	8	0	0	8	0
		Total	18	18	0	0	18	0
34	Takeo	Daunkeo	20	20	0	0	13	7
35		Kirivong	7	7	0	0	3	4
36		Angrokar	3	3	0	0	3	0
37		Preykabas	5	5	0	0	5	0
		Total	35	35	0	0	24	11
38	Koh Kong	Smach Mean Chey	16	16	0	0	16	0
39		Srey Ambel	2	2	0	0	2	0
		Total	18	18	0	0	18	0
40	Kandal	Kien Svay	3	3	0	0	3	0
41		Koh Thom	4	4	0	0	4	0
42		Chey Chumneah	19	19	0	0	15	4
		Total	26	26	0	0	22	4
43	Kampong Chhnang	OD Kg Chhnang	17	17	0	0	17	0
		Total	17	17	0	0	17	0
44	Preah Vihear	OD Tbeng Meanchey	7	7	0	0	7	0
		Total	7	7	0	0	7	0
45	Svay Rieng	OD Svay Rieng	13	13	0	0	11	2
46		OD RomeasHek	3	3	0	0	3	0
		Total	16	16	0	0	14	2
47	Tbong Khmum	OD Suang	24	24	0	0	22	2
48		OD Memut	3	3	0	0	3	0
		Total	27	27	0	0	25	2
49	Prey Veng	OD Prey Veng	12	12	0	0	12	0
50		OD Pea Reang	6	6	0	0	6	0
51		OD Peam Ror	15	15	0	0	15	0
		Total	33	33	0	0	33	0
		Total	991	946	15	30	895	51


Challenges: By verifying the data reported in the B-IACM Database and the P4R report, found that the P4R report were about 172 cases higher than data in B-IACM databases. The difference is due to some ODs without CMA contract did not entry the data to database routinely and send data to NCHADS, as well as some provinces computers are old do not support with new version of B-IACM Data base (Ex: Kampong Cham, and Moug Russey OD, ect..) and No computers for CMA for new site for install B-IACM database, CMA turned over (Poipet OD, BMC province and Thamorkul OD, Battambang province).

Solutions: To tackle with an issue, B-IACM team has been contacting each OD for verification. Additionally, the programmer will also look at all codes used to extract data from the database. Doing so, we do expect the problem will solve. Work with partners to find the computers to support some ODs for installed B-IACM database.

Phnom Penh 10 February 2020

Seen and approved

Director of NCHADS



Dr. Ly Penh Sun

Checked by

Chief of Technical Bureau



Dr. Samreth Sovannarith

Verify by

B-IACM Team Leader



Dr. Kaoeun Chetra

Prepared by

Mr. Ke Ang Heng